

Thin-Film Directional Couplers

DB0805 3dB 90° Couplers

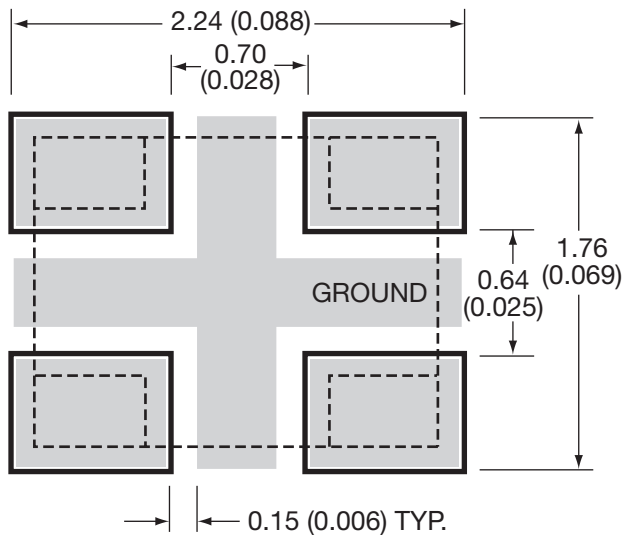


GENERAL DESCRIPTION ITF TECHNOLOGY

The ITF SMD 3dB 90° Coupler is based on thin-film multilayer technology. The technology provides a miniature part with excellent high frequency performance and rugged construction for reliable automatic assembly.

The ITF 3dB 90° Coupler is offered in a variety of frequency bands compatible with various types of high frequency wireless systems.

Recommended Pad Layout Dimensions mm (inches)



APPLICATIONS

- Balanced Amplifiers and Signal Distribution in Mobile Communications

FEATURES

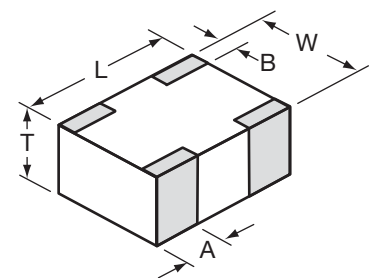
- Miniature 0805 size
- Low I. Loss
- High Isolation
- Power Handling: 10W RF CW
- Surface Mountable
- Supplied on Tape and Reel
- Operating Temperature

DIMENSIONS:

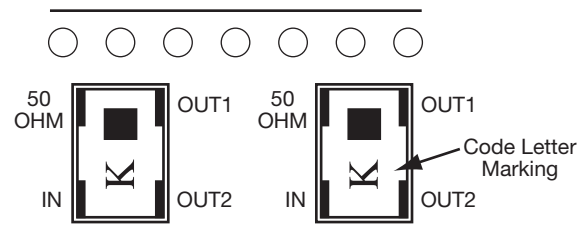
millimeters (inches)

L	2.03±0.10 (0.080±0.004)
W	1.55±0.10 (0.061±0.004)
T	0.98±0.15 (0.037±0.006)
A	0.56±0.25 (0.022±0.010)
B	0.35±0.15 (0.014±0.006)

Bottom View



TERMINALS (Top View) Orientation in Tape



ELECTRICAL PARAMETERS*

Part Number**	Frequency F ₀ [MHz]	I. Loss @ F ₀ [dB]	Phase Balance [deg] max.	Code Letter Marking
DB0805A0880ASTR	880±30	0.35	3	Y
DB0805A0915ASTR	915±30	0.35	3	V
DB0805A0967ASTR	967±30	0.35	3	V
DB0805A1350ASTR	1350±50	0.35	3	C
DB0805A1650ASTR	1650±50	0.35	3	F
DB0805A1800ASTR	1800±50	0.30	3	F
DB0805A1850ASTR	1850±50	0.30	3	K
DB0805A1900ASTR	1900±50	0.30	3	K
DB0805A1950ASTR	1950±50	0.25	3	K
DB0805A2140ASTR	2140±50	0.25	3	L
DB0805A2325ASTR	2325±50	0.25	3	T

*With Recommended Pad Layout

NOTE: Additional Frequencies Available Upon Request

****LEAD FREE TERMINATION
PART NUMBERS:
DB0805AxxxxASTR**

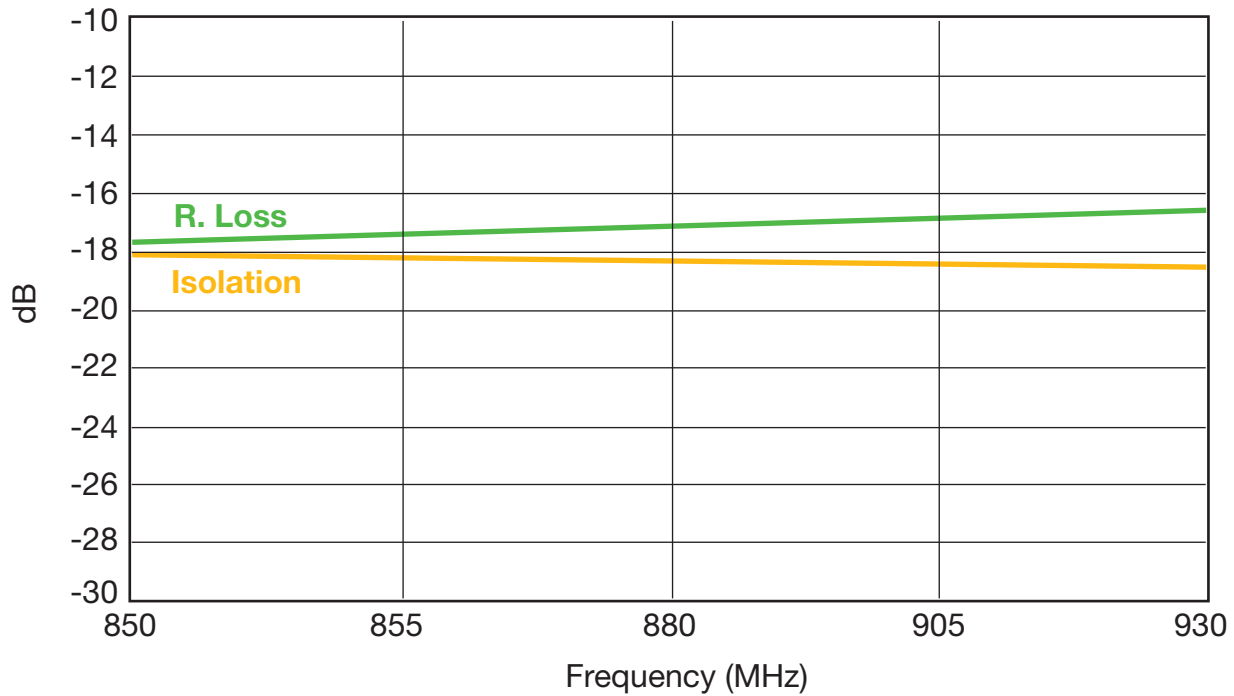
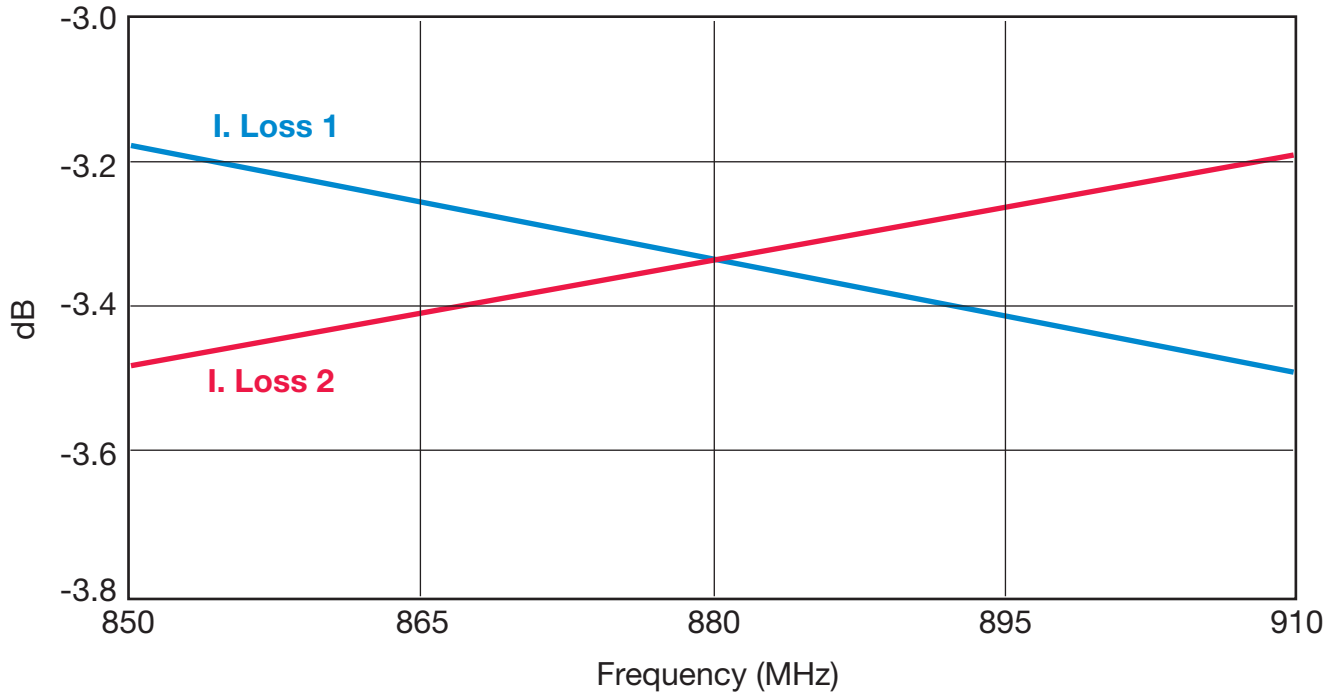


Thin-Film Directional Couplers

DB0805 3dB 90° Couplers



880 ± 30MHz DB0805A0880ASTR



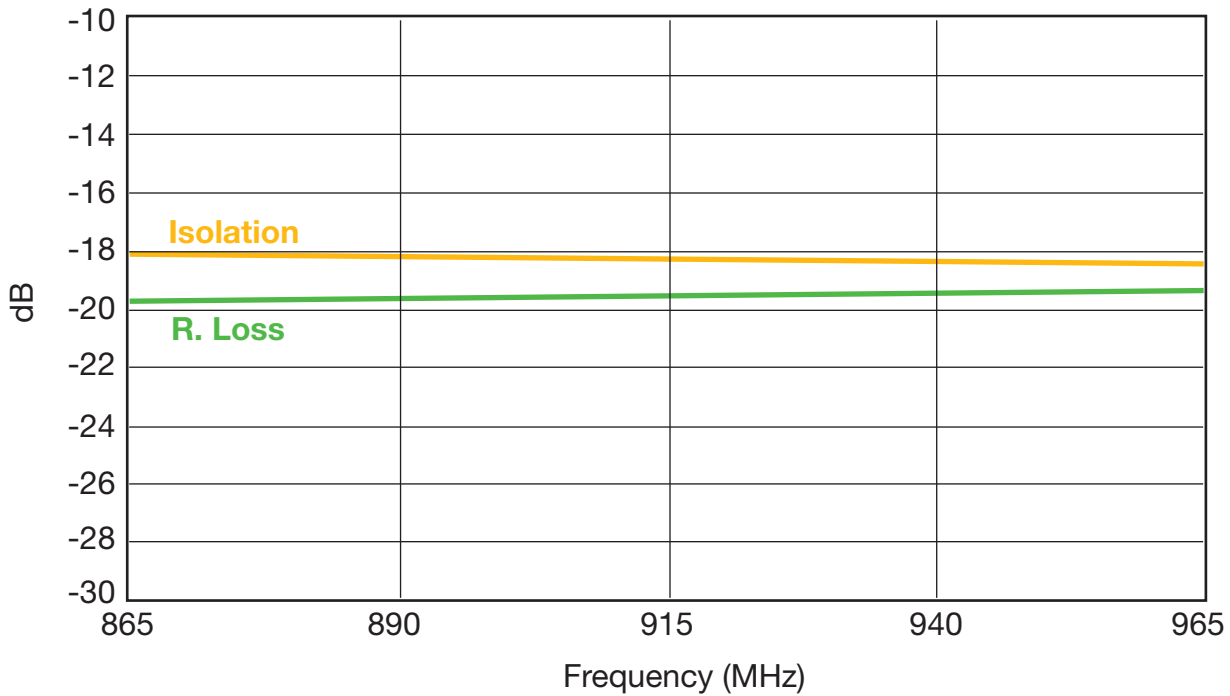
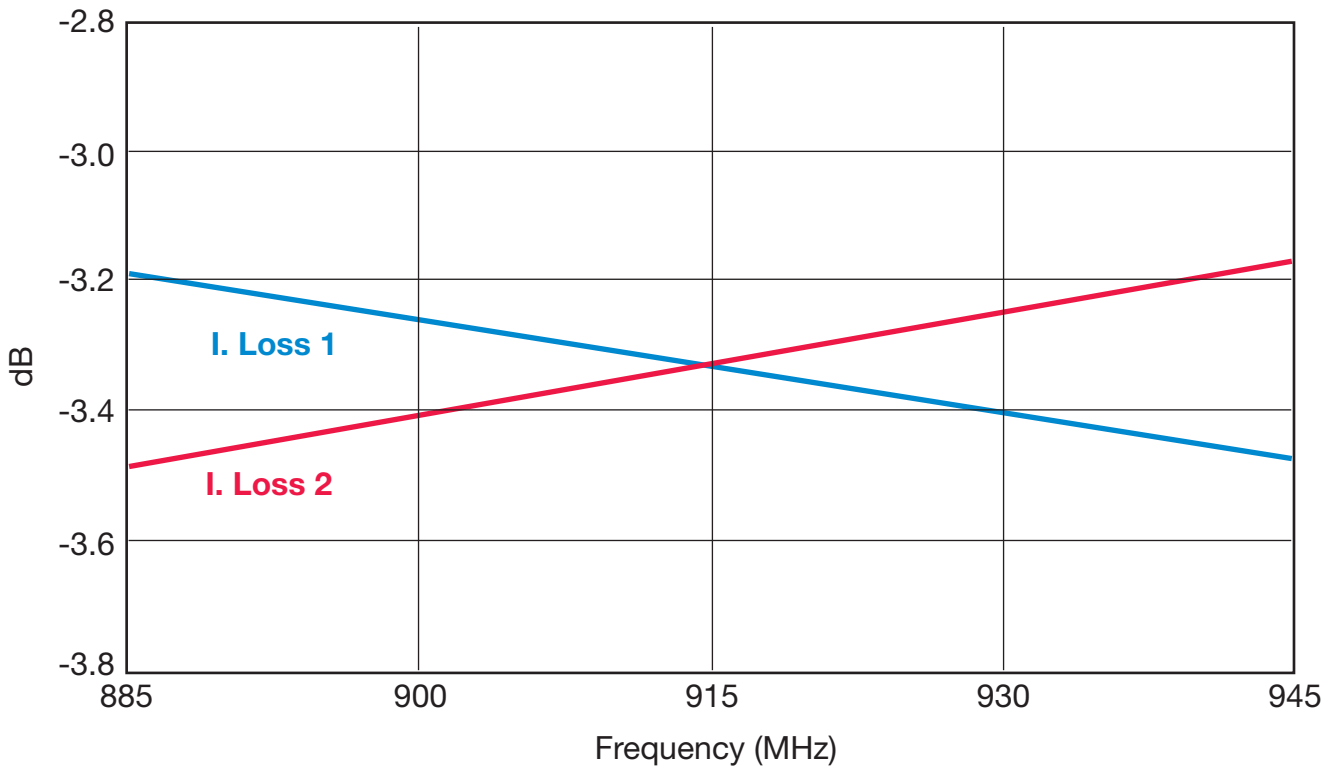
3

Thin-Film Directional Couplers

DB0805 3dB 90° Couplers



915 ± 30MHz DB0805A0915ASTR



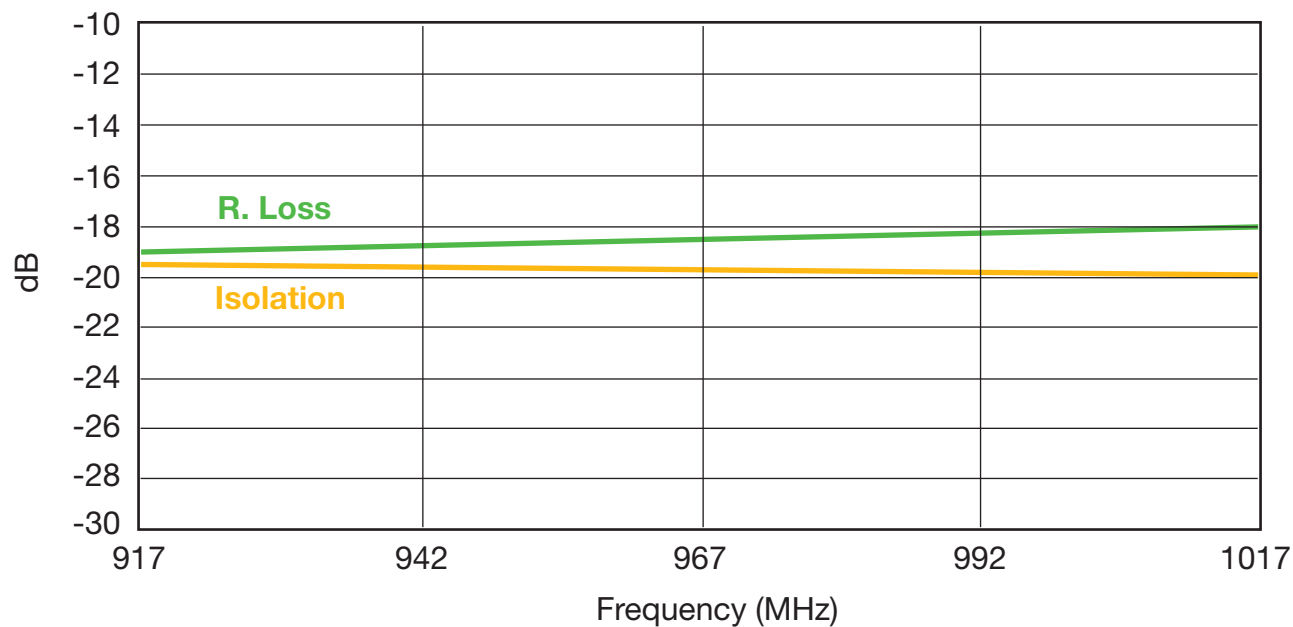
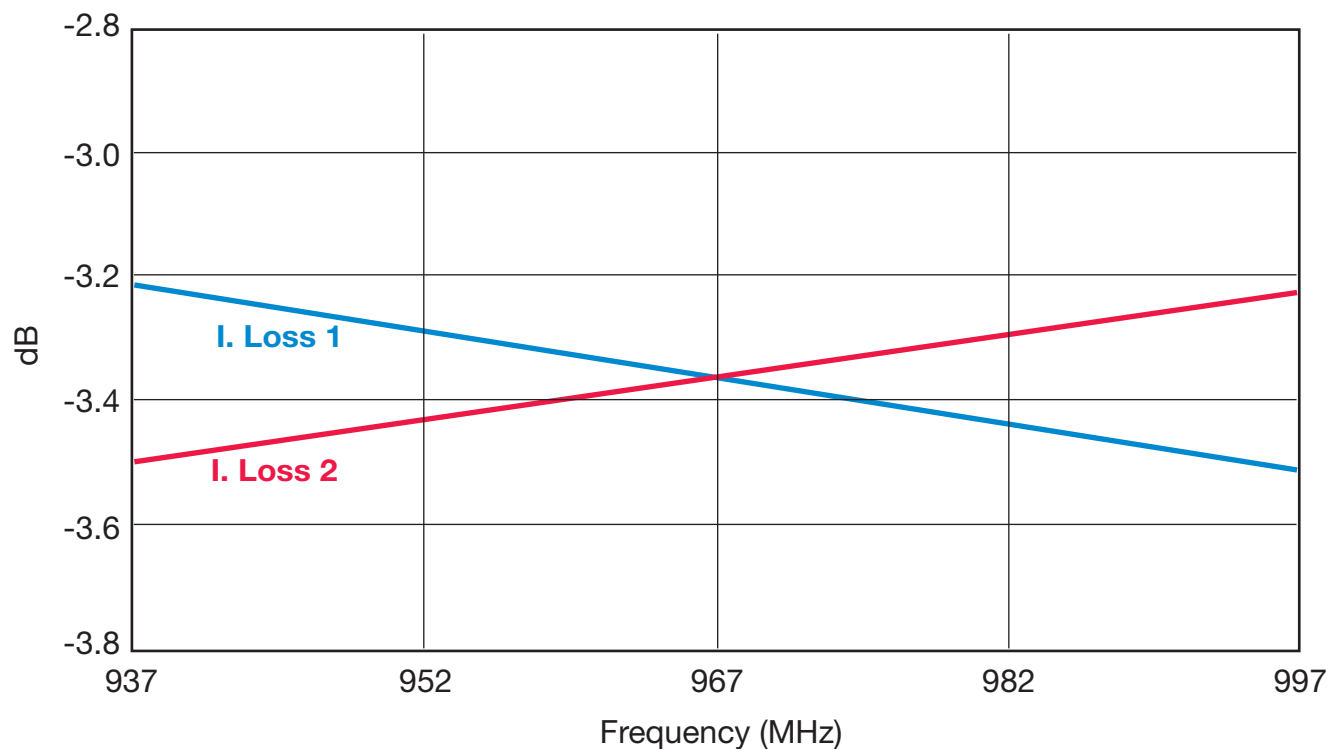
3

Thin-Film Directional Couplers

DB0805 3dB 90° Couplers



967± 30MHz DB0805A0967ASTR



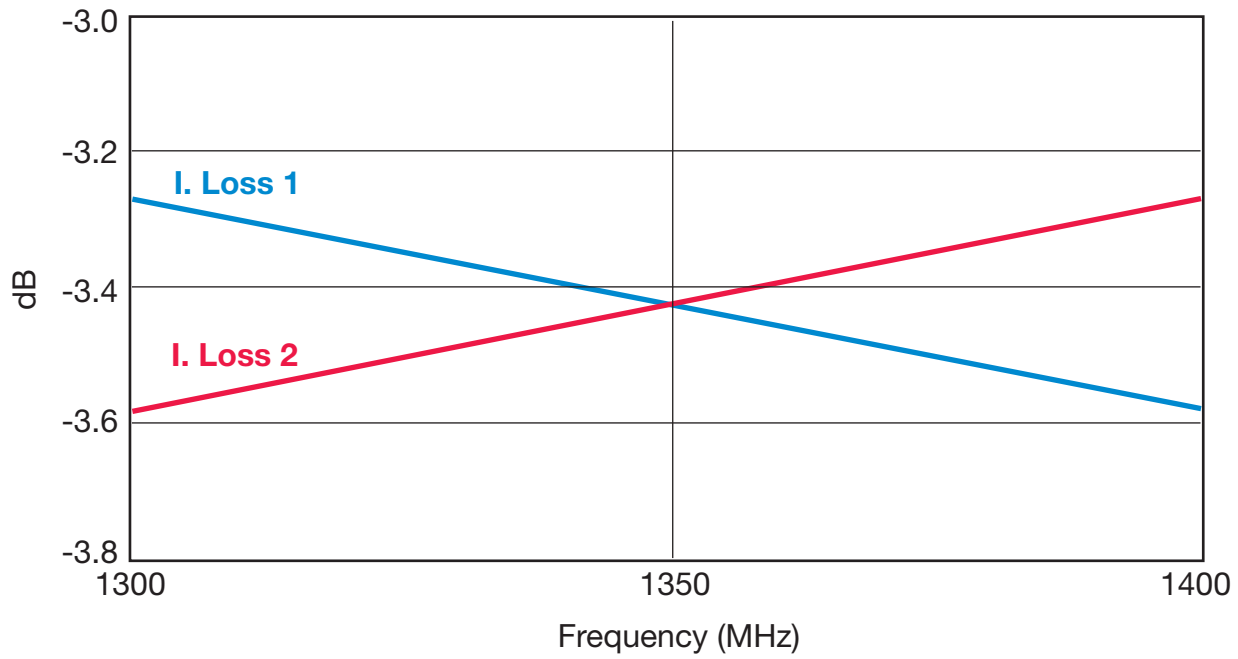
3

Thin-Film Directional Couplers

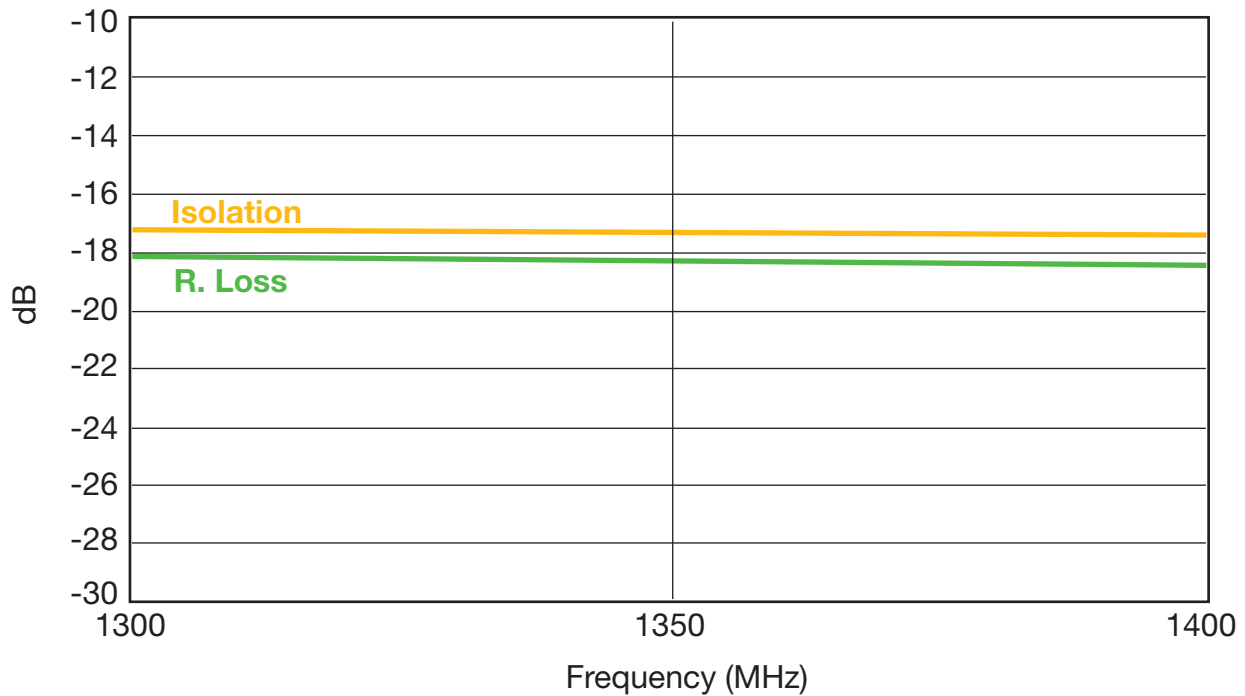
DB0805 3dB 90° Couplers



1350 ± 50MHz DB0805A1350ASTR



3



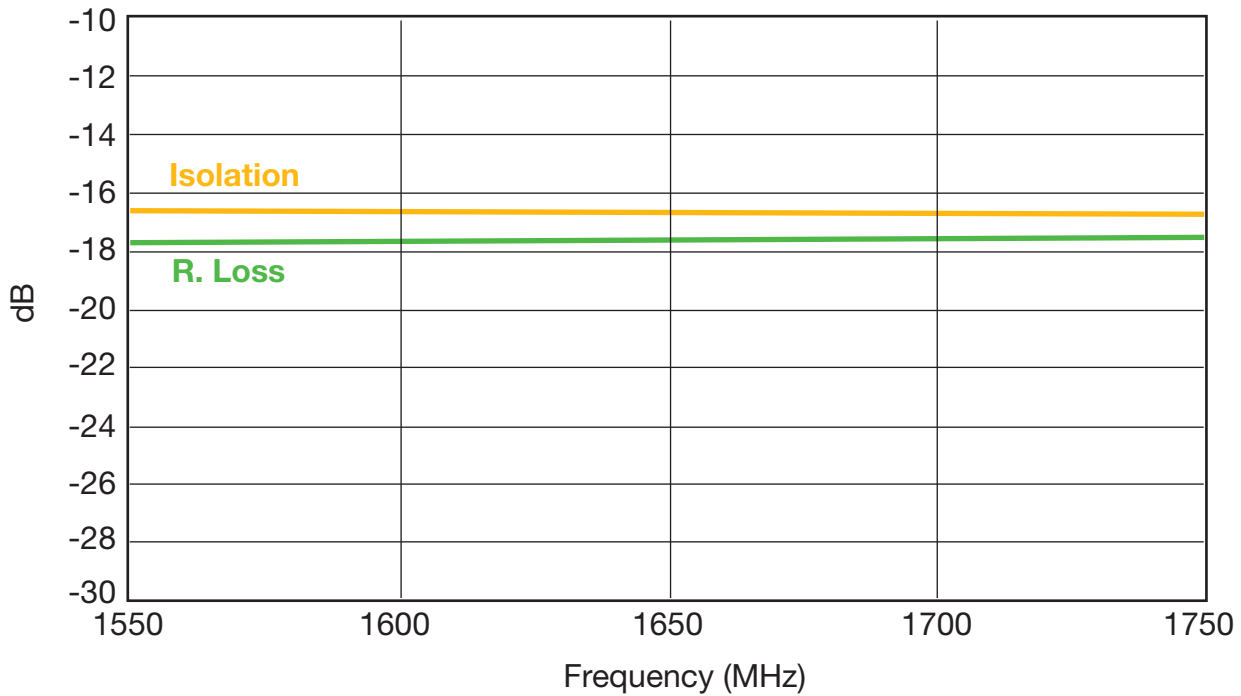
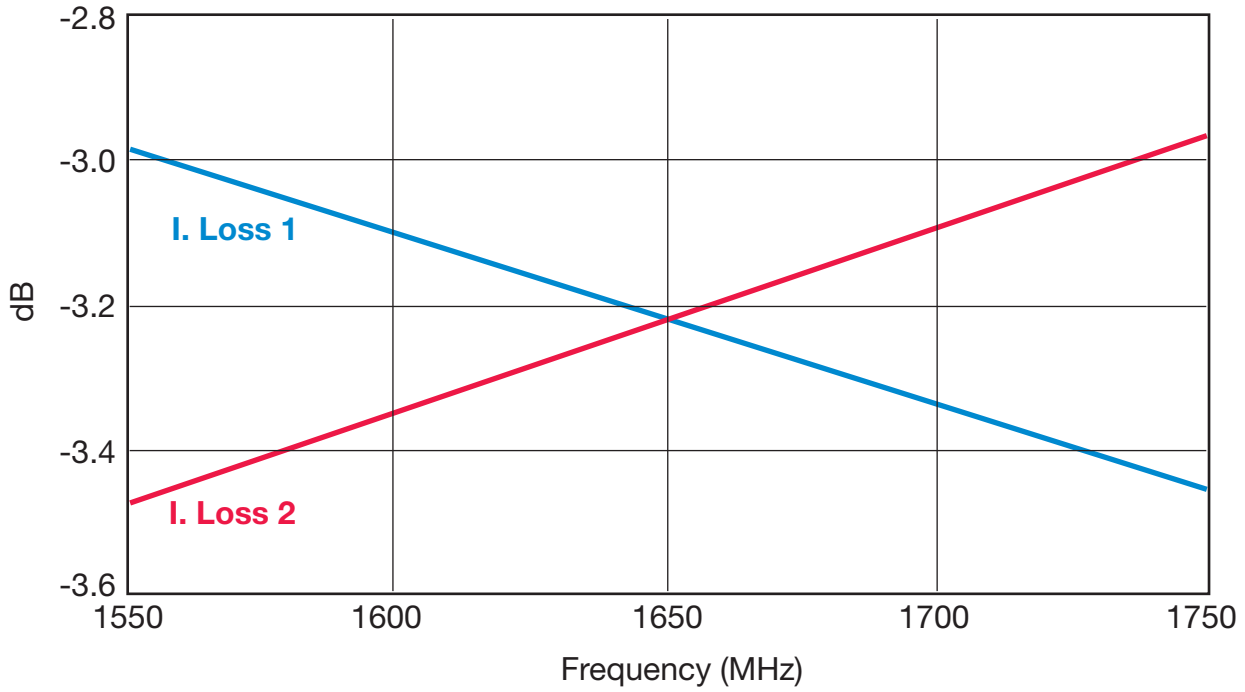
Thin-Film Directional Couplers

DB0805 3dB 90° Couplers



1650 ± 50MHz DB0805A1650ASTR

3

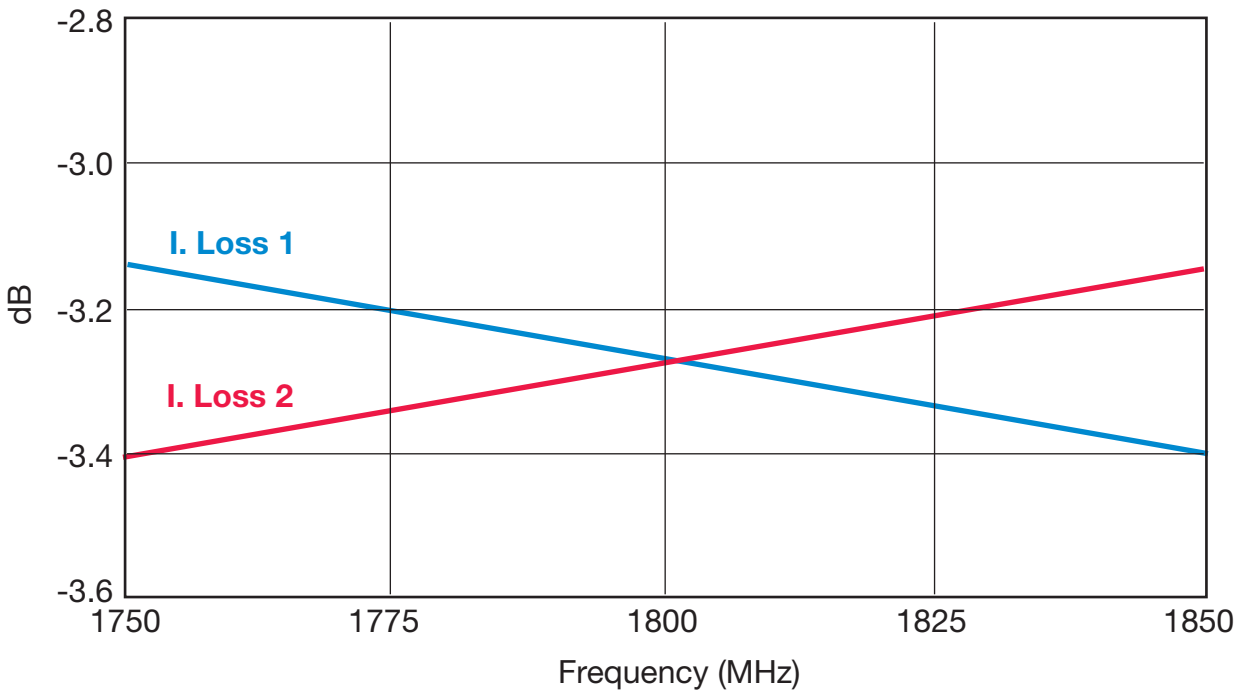


Thin-Film Directional Couplers

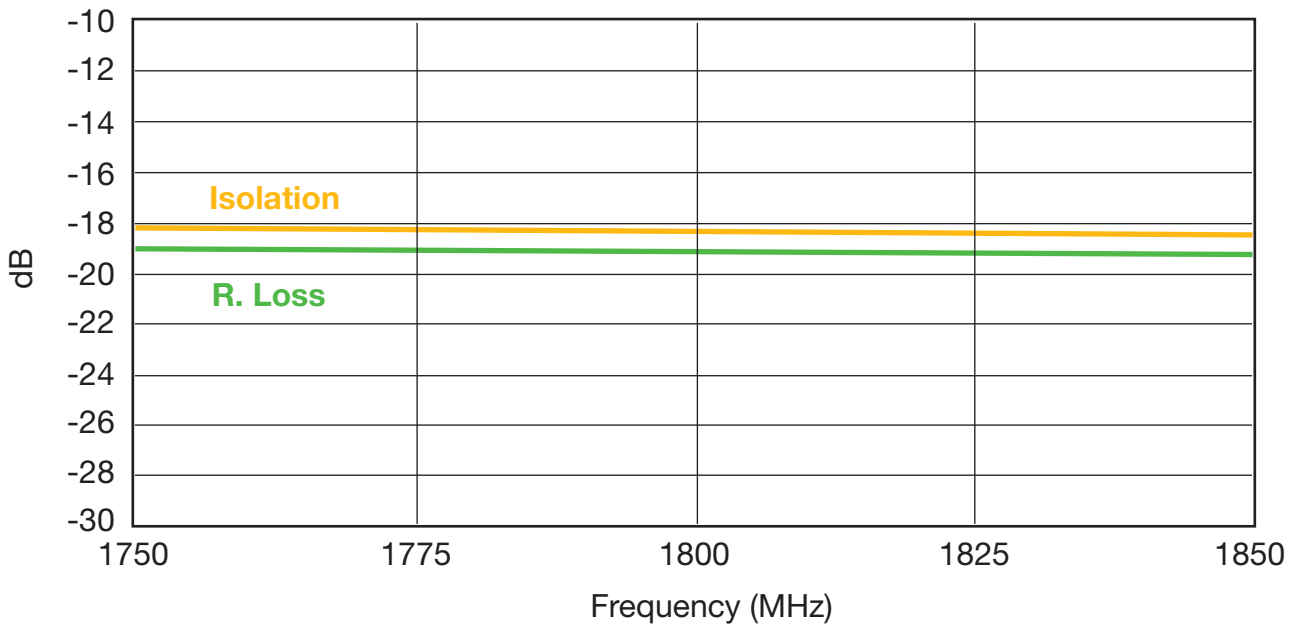
DB0805 3dB 90° Couplers



1800 ± 50MHz DB0805A1800ASTR



3



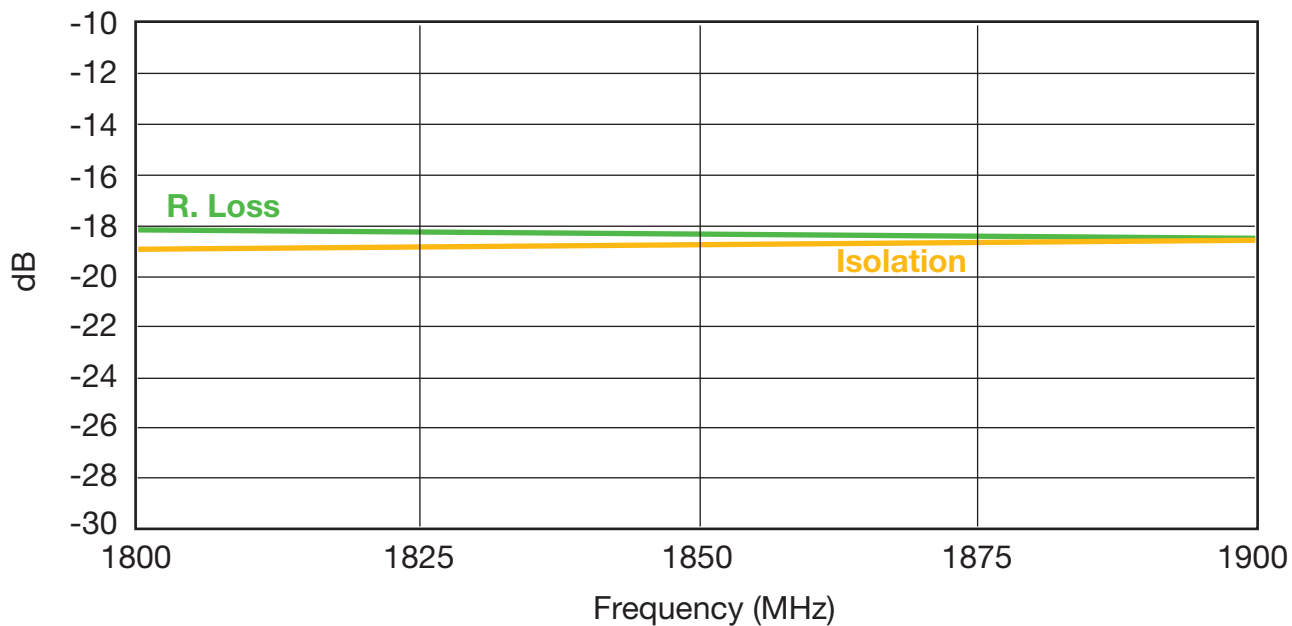
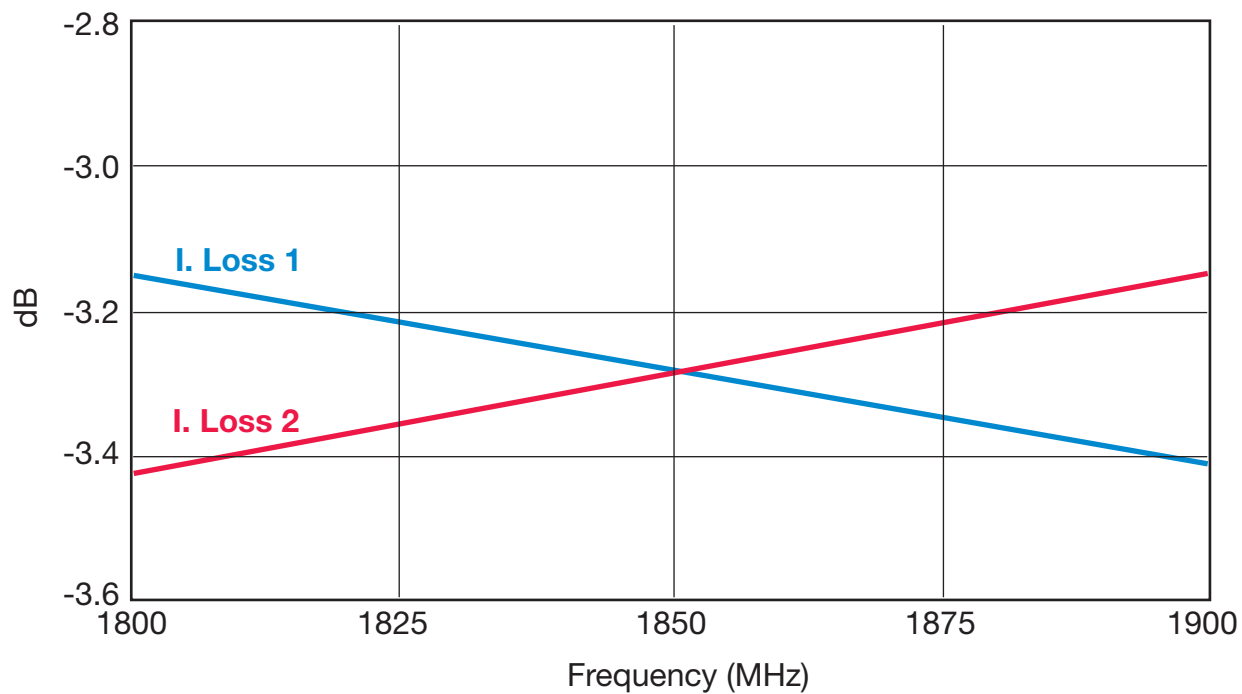
Thin-Film Directional Couplers

DB0805 3dB 90° Couplers



1850 ± 50MHz DB0805A1850ASTR

3

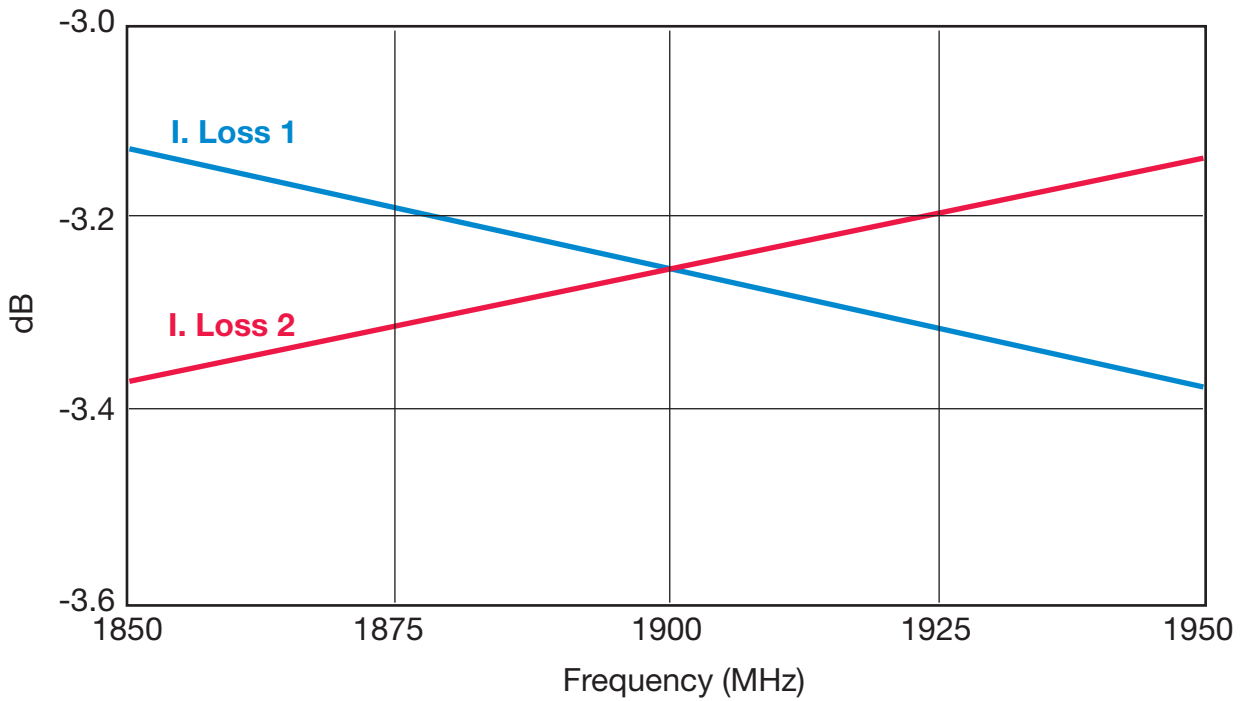


Thin-Film Directional Couplers

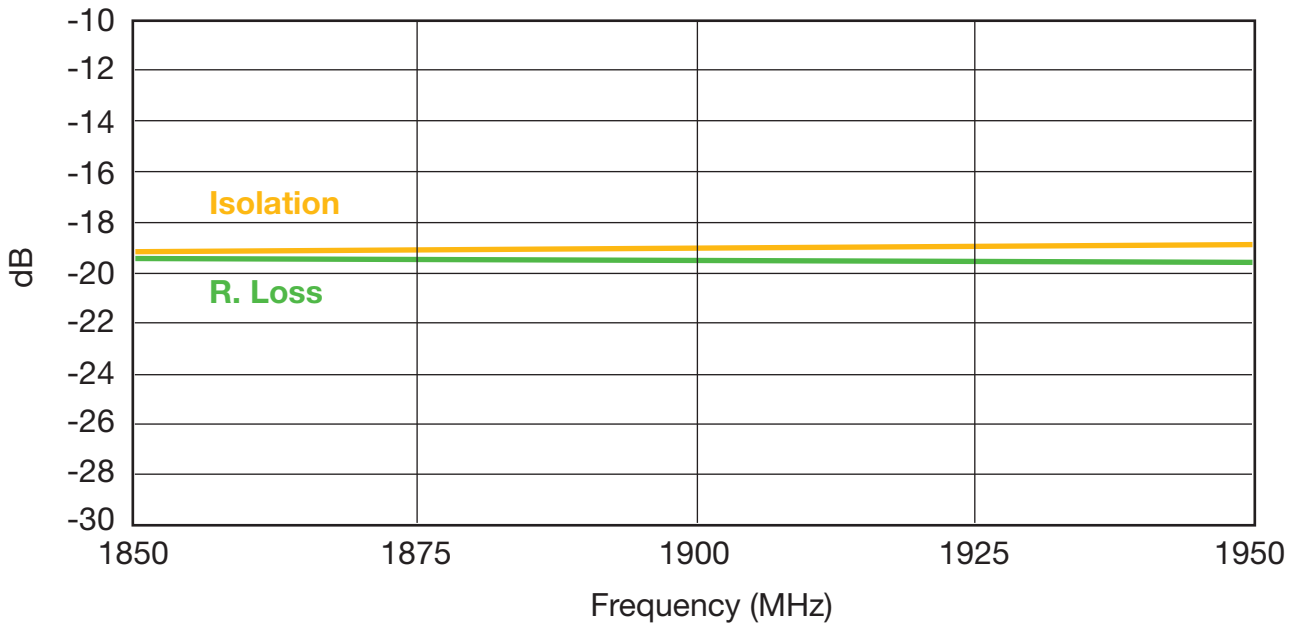
DB0805 3dB 90° Couplers



1900 ± 50MHz DB0805A1900ASTR



3

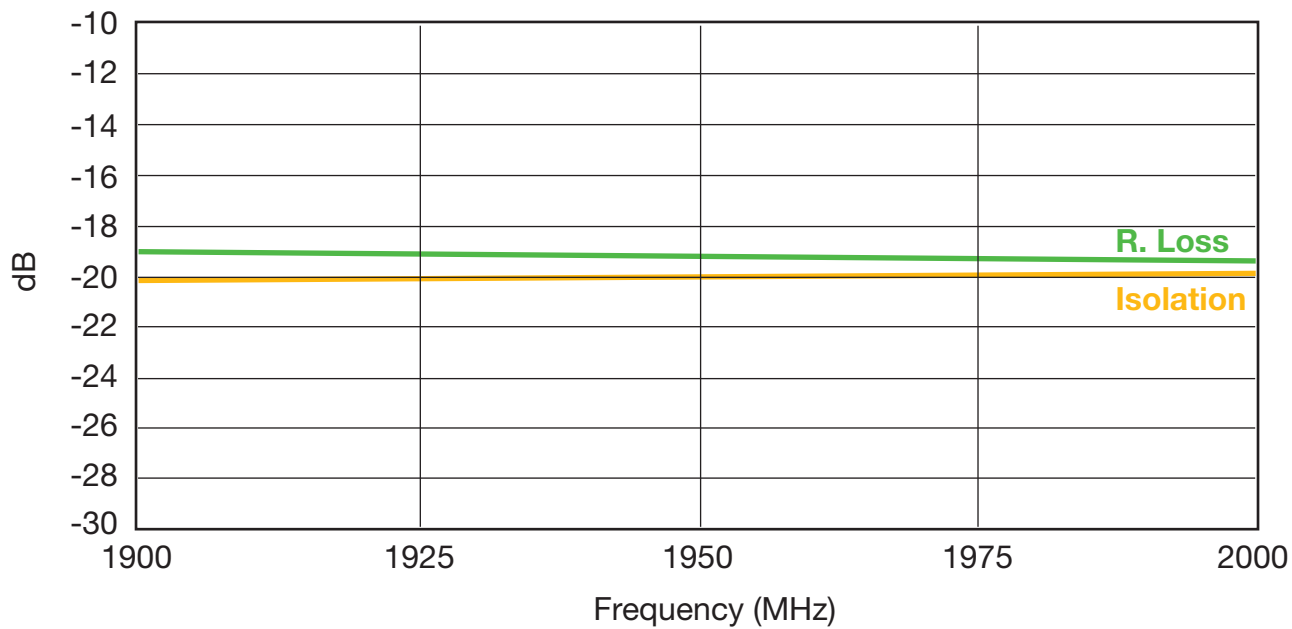
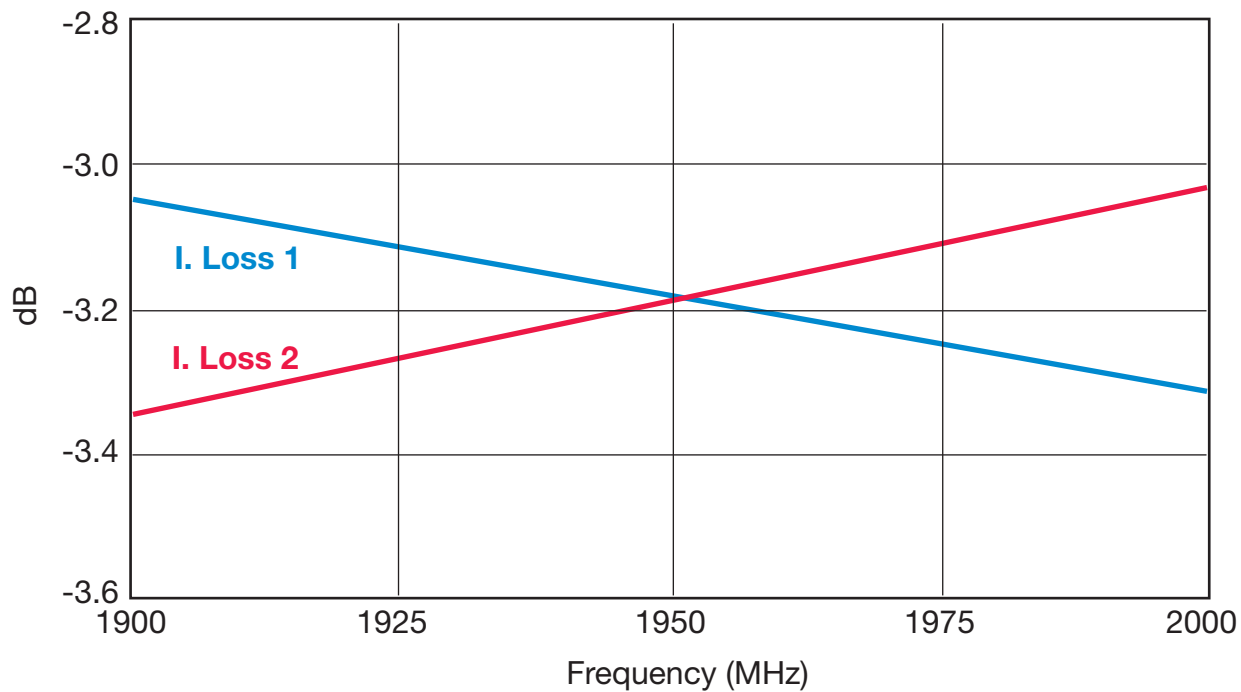


Thin-Film Directional Couplers

DB0805 3dB 90° Couplers



1950 ± 50MHz DB0805A1950ASTR

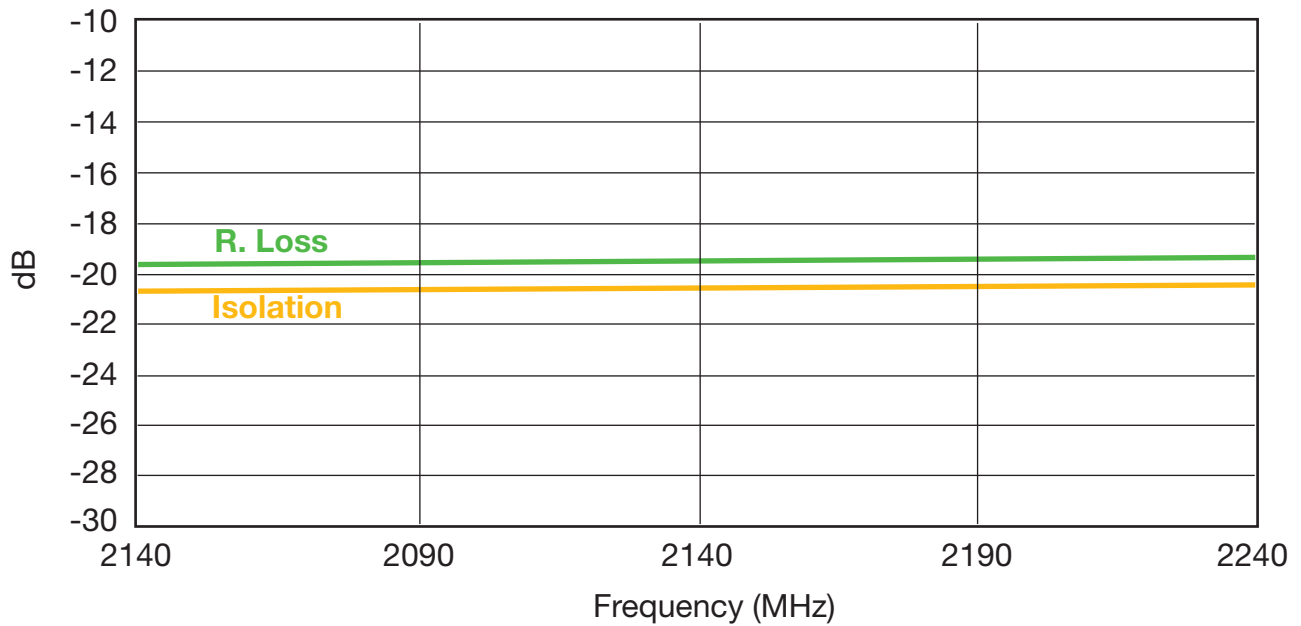
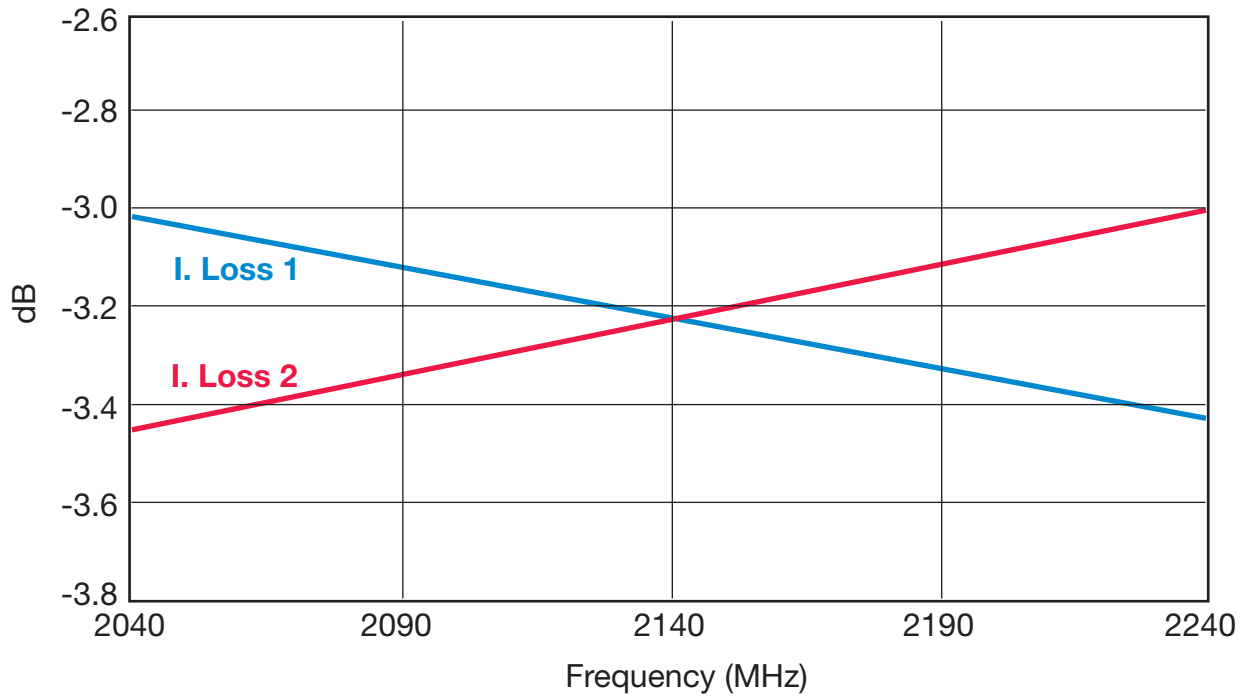


Thin-Film Directional Couplers

DB0805 3dB 90° Couplers



2140 ± 50MHz DB0805A2140ASTR



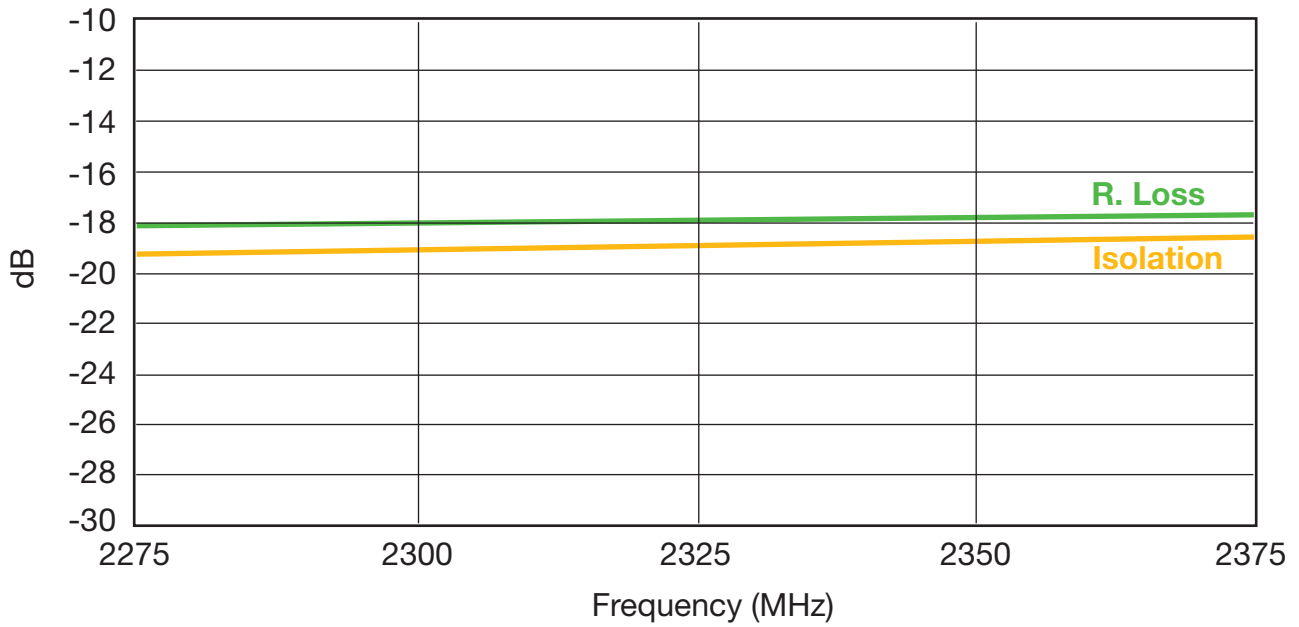
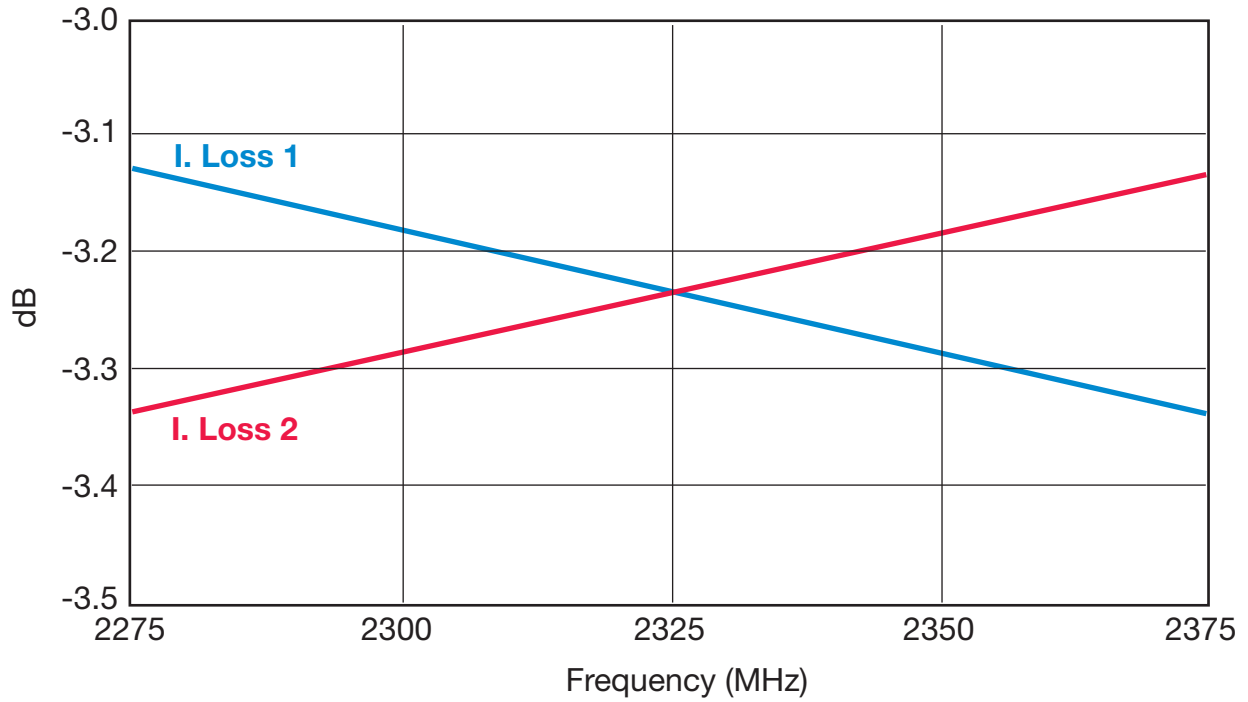
3

Thin-Film Directional Couplers

DB0805 3dB 90° Couplers



2325 ± 50MHz DB0805A2325ASTR



3

DB0805 3dB 90° Test Jigs

GENERAL DESCRIPTION

These jigs are designed for testing the DB0805 3dB 90° Couplers using a Vector Network Analyzer.

They consist of a dielectric substrate, having 50Ω microstrips as conducting lines and a bottom ground plane located at a distance of 0.254mm from the microstrips.

The substrate used is Neltec's NH9338ST0254C1BC.

The connectors are SMA type (female), 'Johnson Components Inc.' Product P/N: 142-0701-841.

Both a measurement jig and a calibration jig are provided.

The calibration jig is designed for a full 2-port calibration, and consists of an open line, short line and through line. LOAD calibration can be done by a 50Ω SMA termination.

MEASUREMENT PROCEDURE

When measuring a component, it can be either soldered or pressed using a non-metallic stick until all four ports touch the appropriate pads. Set the VNA to the relevant frequency band. Connect the VNA using a 10dB attenuator on the jig

terminal connected to port 2. Follow the VNA's instruction manual and use the [calibration jig](#) to perform a full 2-port calibration in the required bandwidths.

Place the coupler on the [measurement jig](#) as follows:

Input (Coupler) → Connector 1 (Jig) Output 1 (Coupler) → Connector 3 (Jig)
50Ω (Coupler) → Connector 2 (Jig) Output 2 (Coupler) → Connector 4 (Jig)

To measure [R. Loss](#) and [I. Loss 1](#) connect:

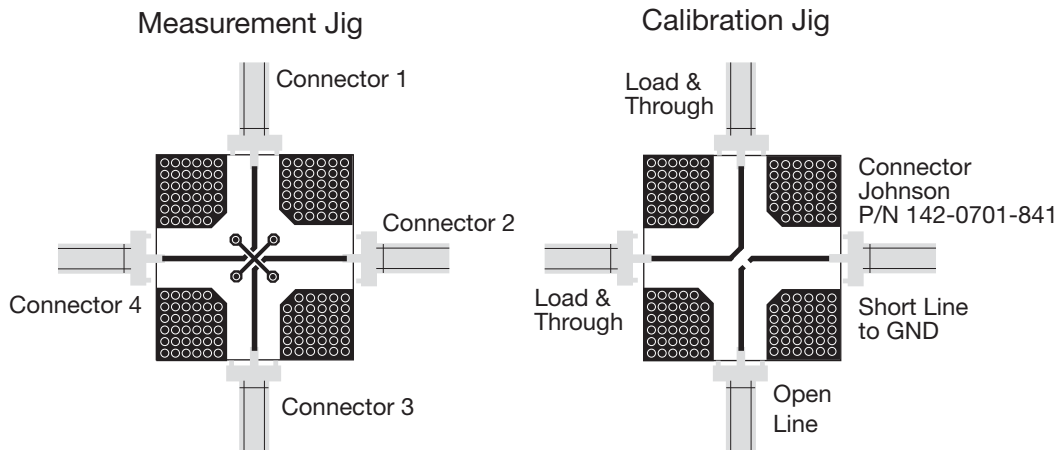
Connector 1 (Jig) → Port 1 (VNA) Connector 3 (Jig) → Port 2 (VNA)
Connector 2 (Jig) → 50Ω Connector 4 (Jig) → 50Ω

To measure [R. Loss](#) and [I. Loss 2](#) connect:

Connector 1 (Jig) → Port 1 (VNA) Connector 3 (Jig) → 50Ω
Connector 2 (Jig) → 50Ω Connector 4 (Jig) → Port 2 (VNA)

To measure [Isolation](#) connect:

Connector 1 (Jig) → 50Ω Connector 3 (Jig) → Port 1 (VNA)
Connector 2 (Jig) → 50Ω Connector 4 (Jig) → Port 2 (VNA)



Mouser Electronics

Authorized Distributor

Click to View Pricing, Inventory, Delivery & Lifecycle Information:

AVX:

[DB0805A0915AWTR](#) [DB0805A2550AWTR](#) [DB0805A1900AWTR](#) [DB0805A1542ASTR](#) [DB0805A0915AWTR\500](#)
[DB0805A0850AWTR](#) [DB0805A0880AWTR](#) [DB0805A0900AWTR](#) [DB0805A0920AWTR](#) [DB0805A0967AWTR](#)
[DB0805A0967AWTR\500](#) [DB0805A1350AWTR](#) [DB0805A1452AWTR](#) [DB0805A1542AWTR](#) [DB0805A1575AWTR](#)
[DB0805A1650AWTR](#) [DB0805A1800AWTR](#) [DB0805A1840AWTR](#) [DB0805A1850AWTR](#) [DB0805A1920AWTR](#)
[DB0805A1950AWTR](#) [DB0805A1960AWTR](#) [DB0805A2140AWTR](#) [DB0805A2250AWTR](#) [DB0805A2325AWTR](#)
[DB0805A2650AWTR](#) [DB0805A2017ASTR](#) [DB0805A2017ASTR\500](#) [DB0805A2325ASTR](#) [DB0805A1850ASTR\500](#)
[DB0805A1850AWTR\500](#) [DB0805A1900ASTR\500](#) [DB0805A1920AWTR\500](#) [DB0805A1950ASTR\500](#)
[DB0805A1950AWTR\500](#) [DB0805A1960AWTR\500](#) [DB0805A2140ASTR\500](#) [DB0805A2140AWTR\500](#)
[DB0805A2250AWTR\500](#) [DB0805A2325ASTR\500](#) [DB0805A2325AWTR\500](#) [DB0805A2442AWTR\500](#)
[DB0805A2640AWTR\500](#) [DB0805A2650AWTR\500](#) [DB0805A0880ASTR](#) [DB0805A0900ASTR](#) [DB0805A0915ASTR](#)
[DB0805A0940ASTR](#) [DB0805A0967ASTR](#) [DB0805A1350ASTR](#) [DB0805A1575ASTR](#) [DB0805A1650ASTR](#)
[DB0805A1800ASTR](#) [DB0805A1850ASTR](#) [DB0805A1900ASTR](#) [DB0805A1950ASTR](#) [DB0805A2140ASTR](#)
[DB0805A2442AWTR](#) [DB0805A2640AWTR](#) [DB0805A0850AWTR\500](#) [DB0805A0880ASTR\500](#)
[DB0805A0880AWTR\500](#) [DB0805A0900ASTR\500](#) [DB0805A0900AWTR\500](#) [DB0805A0915ASTR\500](#)
[DB0805A0920AWTR\500](#) [DB0805A0940ASTR\500](#) [DB0805A0967ASTR\500](#) [DB0805A1350ASTR\500](#)
[DB0805A1350AWTR\500](#) [DB0805A1452AWTR\500](#) [DB0805A1542ASTR\500](#) [DB0805A1542AWTR\500](#)
[DB0805A1575ASTR\500](#) [DB0805A1575AWTR\500](#) [DB0805A1650ASTR\500](#) [DB0805A1650AWTR\500](#)
[DB0805A1800ASTR\500](#) [DB0805A1800AWTR\500](#) [DB0805A1840AWTR\500](#)