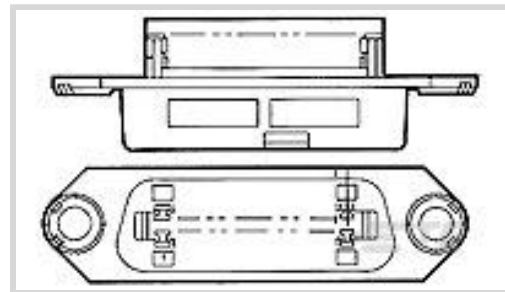




Connectors > D-Shaped Connectors > D-Sub Connectors > IDC D-Sub Connectors > IDC D-Sub: Receptacle Assembly, Signal, 2.16 mm



Connector & Housing Type: **Receptacle**

Solid Wire Size: **26 – 24 AWG**

Stranded Wire Size: **24 AWG**

[All IDC D-Sub: Receptacle Assembly, Signal, 2.16 mm \(15\)](#)

Features

Product Type Features

Connector & Housing Type	Receptacle
Connector System	Cable-to-Cable
Connector Product Type	Connector Assembly
Connector & Contact Terminates To	Wire & Cable

Configuration Features

Number of Positions	24
Number of Rows	2
Compatible With Wire & Cable Type	Discrete Wire, Round Jacketed Cable

Body Features

Primary Product Color	Black
Connector Profile	Standard

Contact Features

Contact Options	Installed
Contact Mating Area Plating Material Thickness	.76 μm[30 μin]
Contact Mating Area Plating Material	Gold, Gold Flash
Contact Underplating Material	Palladium Nickel
Contact Base Material	Copper Alloy
Contact Current Rating (Max)	3.5 A



Termination Features

Termination Method to Wire & Cable	Insulation Displacement (IDC)
------------------------------------	-------------------------------

Mechanical Attachment

Mating Retention	With
Mating Retention Type	Bail Lock, Screwlocks
Connector Mounting Type	Cable Mount (Free-Hanging)

Housing Features

Housing Material	Thermoplastic
Centerline (Pitch)	2.16 mm [.085 in]

Dimensions

Compatible Insulation Diameter (Max)	1.14 mm [.045 in]
Solid Wire Size	26 – 24 AWG
Stranded Wire Size	24 AWG
Wire Size	26 – 24 AWG

Usage Conditions

Operating Temperature Range	-40 – 75 °C [-40 – 167 °F]
-----------------------------	----------------------------

Operation/Application

Circuit Application	Signal
Shielded	No

Packaging Features

Packaging Quantity	100
Packaging Method	Box & Tray, Package

Product Compliance

[For compliance documentation, visit the product page on TE.com>](#)

EU RoHS Directive 2011/65/EU	Compliant
EU ELV Directive 2000/53/EC	Compliant
China RoHS 2 Directive MIIT Order No 32, 2016	No Restricted Materials Above Threshold
EU REACH Regulation (EC) No. 1907/2006	Current ECHA Candidate List: JUNE 2024 (241) Candidate List Declared Against: JUNE 2024 (241) Does not contain REACH SVHC



Halogen Content	Low Bromine/Chlorine - Br and Cl < 900 ppm per homogenous material. Also BFR /CFR/PVC Free
Solder Process Capability	Not applicable for solder process capability

Product Compliance Disclaimer

This information is provided based on reasonable inquiry of our suppliers and represents our current actual knowledge based on the information they provided. This information is subject to change. The part numbers that TE has identified as EU RoHS compliant have a maximum concentration of 0.1% by weight in homogenous materials for lead, hexavalent chromium, mercury, PBB, PBDE, DBP, BBP, DEHP, DIBP, and 0.01% for cadmium, or qualify for an exemption to these limits as defined in the Annexes of Directive 2011/65/EU (RoHS2). Finished electrical and electronic equipment products will be CE marked as required by Directive 2011/65/EU. Components may not be CE marked. Additionally, the part numbers that TE has identified as EU ELV compliant have a maximum concentration of 0.1% by weight in homogenous materials for lead, hexavalent chromium, and mercury, and 0.01% for cadmium, or qualify for an exemption to these limits as defined in the Annexes of Directive 2000/53/EC (ELV). Regarding the REACH Regulation, the information TE provides on SVHC in articles for this part number is based on the latest European Chemicals Agency (ECHA) 'Guidance on requirements for substances in articles' posted at this URL: <https://echa.europa.eu/guidance-documents/guidance-on-reach>

Compatible Parts



TE Part # 554103-1
PLUG ASSY, 24 POSN, PNL MTG, L PF




TE Part # 554088-1
RCPT ASSY, 24 POS, PANEL MTG, LPF



TE Part # 229384-1
TOOL, INSERTION, HAND, T-GRIP


Also in the Series | CHAMP Docking Connectors




Connector Caps & Covers(32)



Connector Hardware(28)



Connector Strain Relief(2)



Docking Connectors(24)



IDC D-Sub Connectors(55)

Customers Also Bought



TE Part #552076-1
KIT, COVER, 180 DEG, 24 POS



TE Part #229384-1
TOOL, INSERTION, HAND, T-GRIP



TE Part #230238-1
EXTRACTOR



TE Part #TRA6927M3PBN-001
OMNI,Ph,PMT,698/1710MHz BK,
100W,NGP



TE Part #TRA9023P
OMNI,SB,Ph,902-928MHZ 3,PMT

Documents

Product Drawings

[ASSY, RCPT, 24 POS, B SLOT](#)

English

CAD Files

Customer View Model

[ENG_CVM_CVM_2-552273-1_S.2d_dxf.zip](#)

English

[3D PDF](#)

3D

Customer View Model

[ENG_CVM_CVM_2-552273-1_S.3d_igs.zip](#)

English

Customer View Model

[ENG_CVM_CVM_2-552273-1_S.3d_stp.zip](#)

English

By downloading the CAD file I accept and agree to the [Terms and Conditions](#) of use.

Product Specifications

[Application Specification](#)

English

Agency Approvals

[UL Report](#)

English

