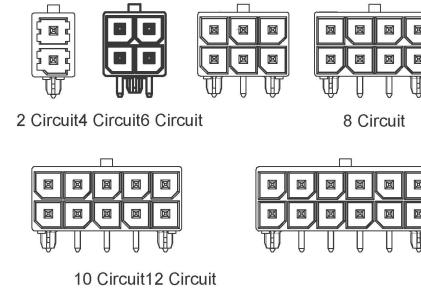
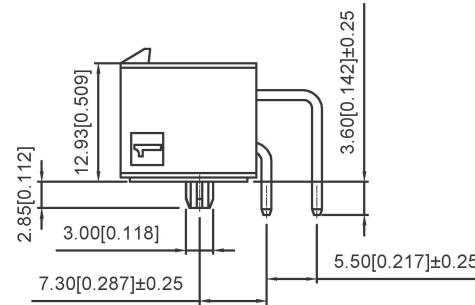
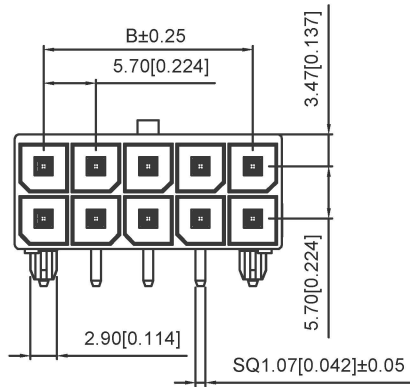


Poles	Dimensions (mm)	
	AB	
2x01	8.35	
2x02	12.05	5.70
2x03	17.75	11.40
2x04	23.45	17.10
2x05	29.15	22.80
2x06	34.85	28.50

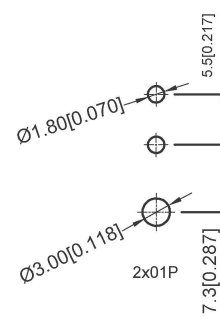
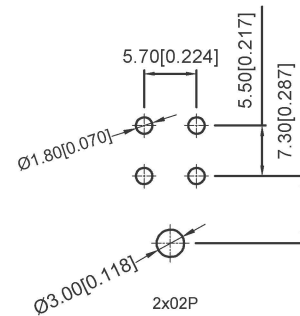
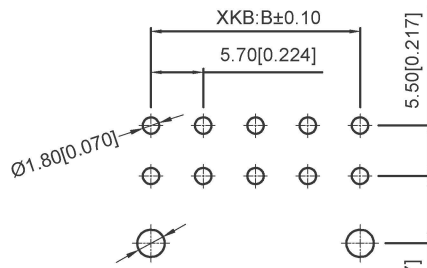
### Specifications:

Voltage rating: 600V AC / DC  
 Current rating: 16A AC / DC  
 Withstanding voltage: 2200V AC/minute  
 Temperature range: -40°C~+105°C  
 Insulation resistance: ≥1000M Ω  
 Contact resistance: ≤2mΩ  
 After environmental testing : ≤10mΩ  
 Special No.: H-High conductive Brass



### X5700 W R -2xXX -LP SW

- ① Series No.  
 ② Category : W-WAFER  
 ③ Welding Board Angle : R-Straight 90°  
 ④ Row No.-Pin No.: 2xXX-2x02P~2x06P  
 ⑤ Material: LP -LCP 94V-0  
 ⑥ Plating Category: SW-Matte Tin Plating



Recommended P.C.B. Layout  
 General Tolerance±0.05

X5700WR-2XXX-LPSW	High conductive Brass	X5700H	X5700T
PART NO	Material	Suitable XKB Terminal	Suitable XKB Terminal

广东星坤科技股份有限公司

生	日期
效	
效	
效	
MARK	文件工程章

units:	mm
tolerance:	
X.X	±0.2mm
X.XX	±0.1mm
X.XXX	±0.05mm
	UNSPECIFIED TOLERANCES

DSND	DATE	SCALE: N/A	MODEL TYPE: Wire to board connector
DWN	DATE	VIEW:	PART NO.:
CHKD	DATE	UNIT: mm/in	DWG NO.:
APPD	DATE	SIZE: A4	X5700WR-2xXX-LPSW
KKB INDUSTRIAL PRECISION CO., LIMITED			WEIGHT · SHEET · REVISION 1.0g · 1/1 · A0