

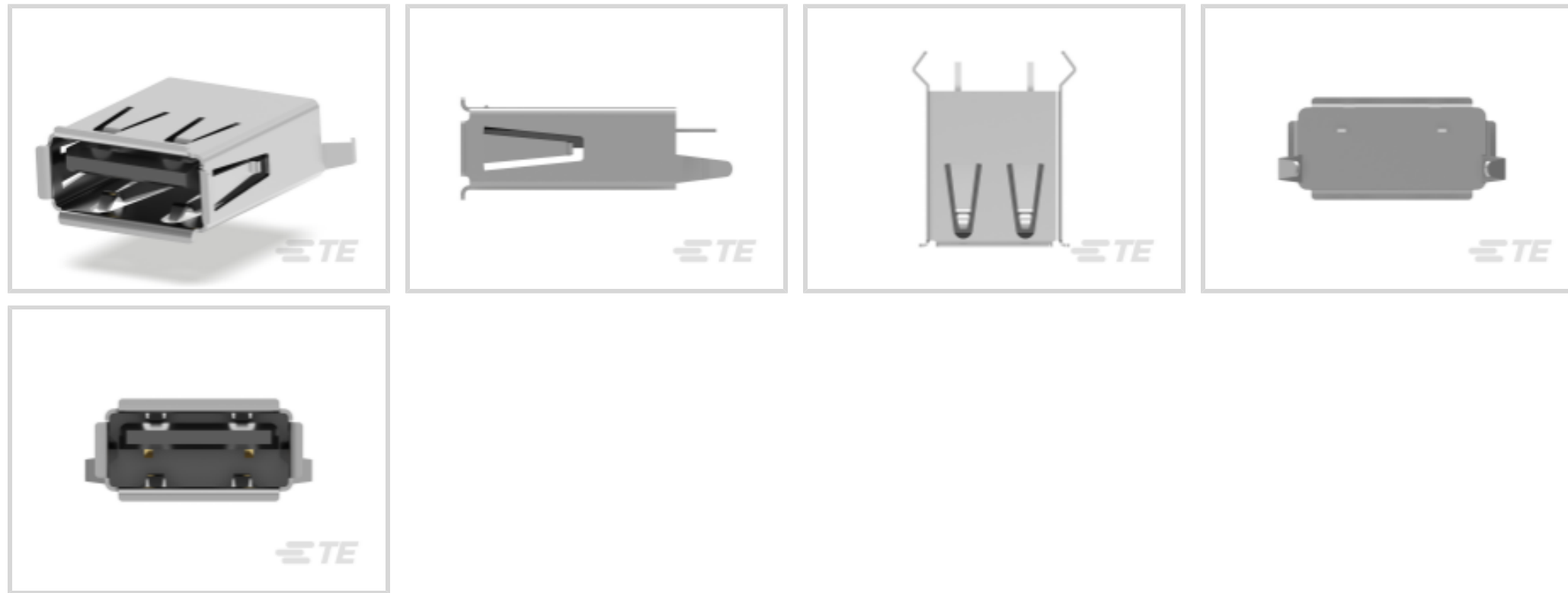


TE Internal #: 1734366-4

A, 2.0, Standard Profile, Receptacle, 1 Port, Top, Vertical, Box & Tray / Tray, Flush, Through Hole - Solder, Cable-to-Board, Flange, USB Connectors

[View on TE.com >](#)

Connectors > Audio & Video Connectors > USB Connectors



USB Adapter Type: **A**

USB Version: **2.0**

Connector Profile: **Standard**

Connector & Housing Type: **Receptacle**

Number of Ports: **1**

### Features

#### Product Type Features

USB Adapter Type	A
USB Version	2.0
Connector & Housing Type	Receptacle
Connector System	Cable-to-Board
Connector & Contact Terminates To	Printed Circuit Board
USB Connector Type	USB 2.0 Type-A

#### Configuration Features

Number of Mounting Legs	2
Number of Ports	1
Number of Positions	4

#### Body Features

Shell Plating Finish	Bright
Shell Plating Material	Tin
Connector Profile	Standard



### Contact Features

Contact Mating Area Plating Material Thickness	.76 $\mu\text{m}$ [29.92 $\mu\text{in}$ ]
Contact Mating Area Plating Material	Gold Flash over Palladium Nickel
Contact Current Rating (Max)	1 A

### Termination Features

Termination Post & Tail Length	2.8 mm[.11 in]
Termination Method to PCB	Through Hole - Solder

### Mechanical Attachment

Locking Feature	Without
PCB Mount Location	Top
PCB Connector Seating	Flush
PCB Mount Retention Type	Kinked Legs
Panel Mount Feature Type	Flange
Connector Mounting Type	Board Mount

### Housing Features

Housing Material	Thermoplastic
Housing Color	Black
Body Orientation	Vertical
Centerline (Pitch)	2 mm, 2.5 mm[.078 in][.098 in]

### Dimensions

PCB Thickness (Recommended)	1.6 mm[.063 in]
-----------------------------	-----------------

### Usage Conditions

Soldering Temperature (Max)	240 $^{\circ}\text{C}$ [464 $^{\circ}\text{F}$ ]
Mating Cycles (Max)	1500
Operating Temperature Range	-40 – 80 $^{\circ}\text{C}$ [-40 – 176 $^{\circ}\text{F}$ ]

### Operation/Application

Halogen Free	No
Circuit Application	Power & Signal

### Industry Standards

Moisture Sensitivity Level	1
Industry Standard	USB 2.0
UL Flammability Rating	UL 94V-0



### Packaging Features

Packaging Quantity	120
Packaging Method	Box & Tray, Tray

### Product Compliance


[For compliance documentation, visit the product page on TE.com>](#)

EU RoHS Directive 2011/65/EU	Compliant
EU ELV Directive 2000/53/EC	Compliant
China RoHS 2 Directive MIIT Order No 32, 2016	No Restricted Materials Above Threshold
EU REACH Regulation (EC) No. 1907/2006	Current ECHA Candidate List: JUNE 2024 (241) Candidate List Declared Against: JUNE 2024 (241) Does not contain REACH SVHC
Halogen Content	Not Low Halogen - contains Br or Cl > 900 ppm.
Solder Process Capability	Wave solder capable to 265°C

#### Product Compliance Disclaimer

This information is provided based on reasonable inquiry of our suppliers and represents our current actual knowledge based on the information they provided. This information is subject to change. The part numbers that TE has identified as EU RoHS compliant have a maximum concentration of 0.1% by weight in homogenous materials for lead, hexavalent chromium, mercury, PBB, PBDE, DBP, BBP, DEHP, DIBP, and 0.01% for cadmium, or qualify for an exemption to these limits as defined in the Annexes of Directive 2011/65/EU (RoHS2). Finished electrical and electronic equipment products will be CE marked as required by Directive 2011/65/EU. Components may not be CE marked. Additionally, the part numbers that TE has identified as EU ELV compliant have a maximum concentration of 0.1% by weight in homogenous materials for lead, hexavalent chromium, and mercury, and 0.01% for cadmium, or qualify for an exemption to these limits as defined in the Annexes of Directive 2000/53/EC (ELV). Regarding the REACH Regulation, the information TE provides on SVHC in articles for this part number is based on the latest European Chemicals Agency (ECHA) 'Guidance on requirements for substances in articles' posted at this URL: <https://echa.europa.eu/guidance-documents/guidance-on-reach>

### Compatible Parts

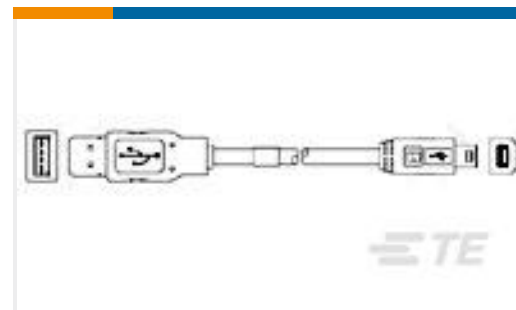
 <p>TE Part # 1827525-1 MECHATROLINK II CONNECTOR KIT</p>	 <p>TE Part # 1-1734028-1 Std USB, Type A, Plug, Natural</p>	 <p>TE Part # 1487599-1 USB, A-BLUNT,28/28,BLK,0.83M</p>	 <p>TE Part # 1734028-1 Std USB Type A, Plug, Natural</p>
--	---	---	--



TE Part # 1487593-1  
USB, A-BLUNT,28/24,WHT,2.0M



TE Part # 1-1734028-3  
Std USB, Type A, Plug



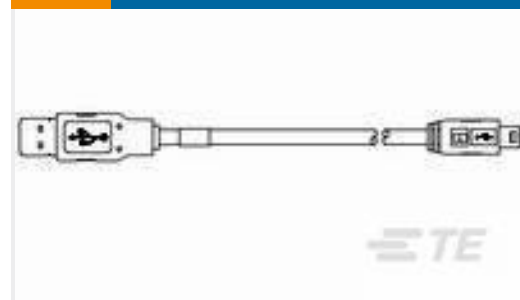
TE Part # 1496476-1  
STD USB-A TO MINI-B ASSY, 1M



TE Part # 1487600-1  
USB, A-BLUNT,28/26,BLK,1.0M



TE Part # 1487591-1  
USB, A-BLUNT,28/28,WHT,0.83M



TE Part # 1929690-1  
USB CABLE, USB A to Mini USB,Blue

### Customers Also Bought



TE Part #1-2176230-2  
3522 6R8 5% 3W



TE Part #5787745-4  
USB A R/A STAK ASSY THRU HOLE



TE Part #6116202-1  
MJ, TE, 8P, COMPL. PIN, CAT5, PC




TE Part #5787419-1  
HDR ASSY, VERT, STR TAIL, 10.8V



TE Part #5787617-1  
RECP ASSY, R/A, STACKED, THRU-HOLE, USB,



TE Part #6-1393238-8  
RTD14024



TE Part #1658525-2  
622-3453LF, PCB IDC, LEAD FREE



TE Part #1-1614883-3  
CPF0805 470R 0.1% 25PPM 1K RL



TE Part #2176413-5  
5W XSM M/OX 5% 100K



TE Part #8-2176370-8  
RQ 0603 3K48 0.1% 10PPM 5K RL

### Documents



**CAD Files**

**3D PDF**

3D

**Customer View Model**

[ENG\\_CVM\\_CVM\\_1734366-4\\_C1.2d\\_dxf.zip](#)

English

**Customer View Model**

[ENG\\_CVM\\_CVM\\_1734366-4\\_C1.3d\\_igs.zip](#)

English

**Customer View Model**

[ENG\\_CVM\\_CVM\\_1734366-4\\_C1.3d\\_stp.zip](#)

English

By downloading the CAD file I accept and agree to the [Terms and Conditions](#) of use.

**Product Specifications**

**Product Specification**

English

**Product Specification**

English