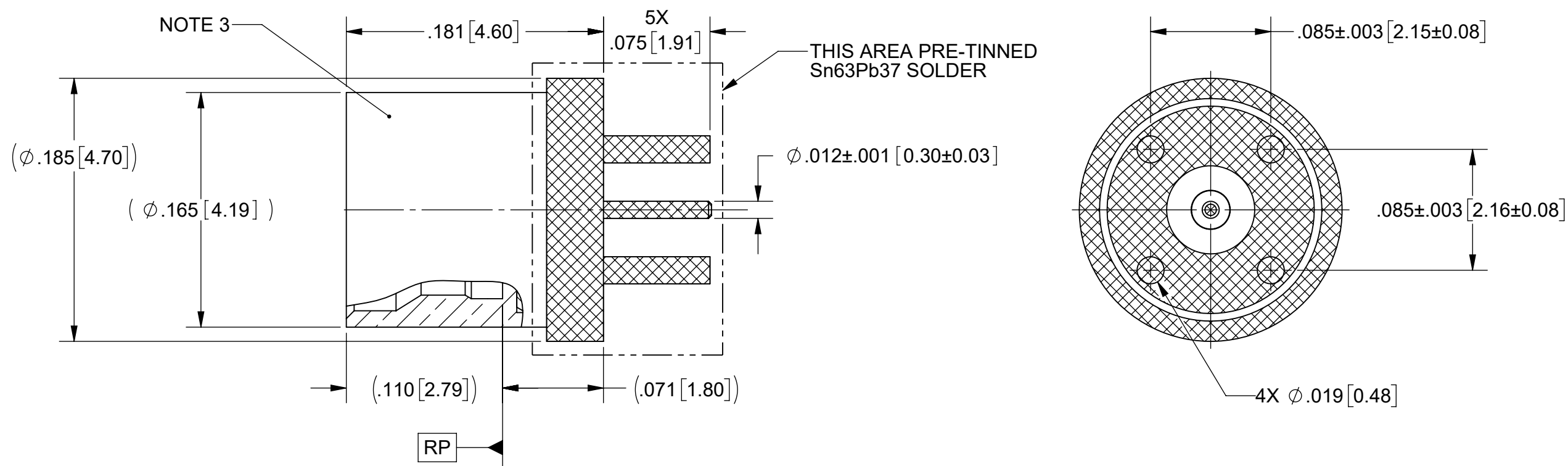


PRODUCT DATA DRAWING

REVISION HISTORY			
REV	DESCRIPTION	DATE	APPROVED
-	NRN 47568	07/23	SEE PDM



MATERIAL:

BODIES & CONTACT: BERYLLIUM COPPER PER ASTM B196, ALLOY No. UNS C17300, TD04.

INSULATORS: PTFE PER ASTM D1710, TYPE I, GRADE 1, CLASS B.

FINISH:

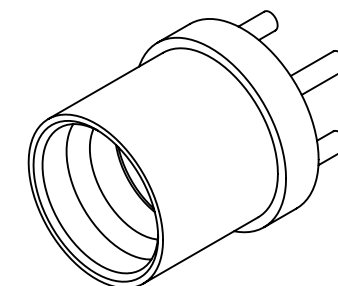
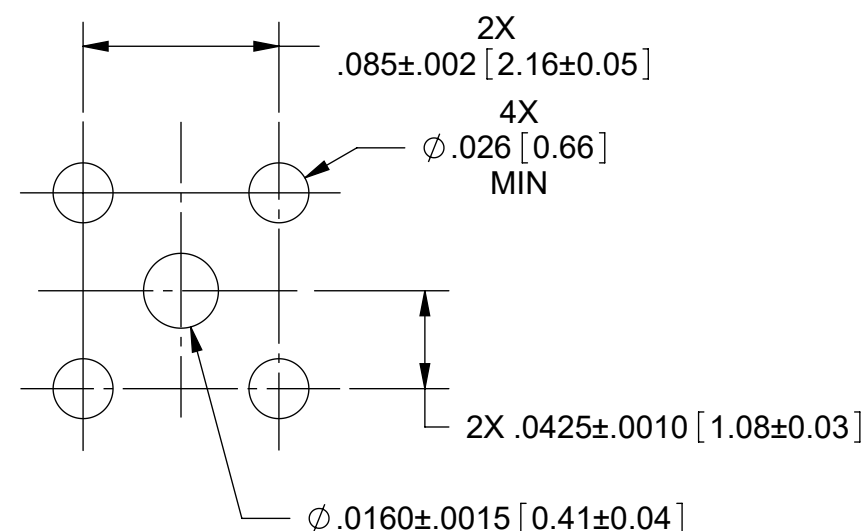
BODIES & CONTACT: GOLD PER ASTM B488, TYPE II, CODE C, CLASS 1.27 OVER NICKEL PER AMS-QQ-N-290, CLASS 1, .00005" MIN.

PERFORMANCE:

IMPEDANCE: 50 OHMS
FREQ. RANGE: DC TO 26.5 GHz

NOTES:

- DIMENSIONS APPLY PRIOR TO SOLDER DIPPING.
- Sn63 SOLDER REQUIRED IN HATCHED AREA.
- SOLDER PERMISSIBLE ON OUTER AND ADJACENT SURFACES OF BODY IN THIS AREA.
- FOR A FOOTPRINT RECOMMENDATION SPECIFIC TO YOUR PCB, PLEASE CONTACT US AT applications@svmicro.com



RECOMMENDED MOUNTING HOLE PATTERN

TABLE I	
PART NUMBER	INTERFACE
1211-40170	SMOOTH BORE
1211-40171	LIMITED DETENT
1211-40172	FULL DETENT

MATERIAL: SEE NOTES	DIMENSIONS ARE IN INCHES TOLERANCES: FRACTIONAL: $\pm 1/64$ ANGULAR: X° $\pm 1'0''$ X'X' $\pm 15''$	UNLESS OTHERWISE SPECIFIED 1) ALL DIMENSIONS ARE IN INCHES (MILLIMETERS) 2) ALL DIMENSIONS ARE AFTER PLATING. 3) BREAK CORNERS & EDGES .005 R. MAX. 4) CHAM. 1ST & LAST THREADS. 5) SURFACE ROUGHNESS 63-MIL-STD-10. 6) DIA.'S ON COMMON CENTERS TO BE CONCENTRIC WITHIN .005 T.I.R. 7) REMOVE ALL BURRS	 www.svmicrowave.com TITLE: SMP MALE PCB MT CONNECTOR TIN-DIPPED SIZE DWG. NO. B 1211-40170-40172 SCALE: 12:1 SHEET 1 OF 1
FINISH: SEE NOTES	DECIMAL: X $\pm .030$.XX $\pm .010$.XXX $\pm .005$	INTERPRET DIMENSIONS AND TOLERANCES PER ASME Y14.5M - 1994	
SURFACE AREA: N/A	THIRD ANGLE PROJECTION	DRAWN: KRR 07/13/23	
PROPRIETARY THE INFORMATION CONTAINED IN THIS DRAWING IS THE SOLE PROPERTY OF SV MICROWAVE, INC. ANY REPRODUCTION IN PART OR AS A WHOLE WITHOUT THE WRITTEN PERMISSION OF SV MICROWAVE, INC IS PROHIBITED.		CHECKED: SEE PDM	
		APPROVED: SEE PDM	