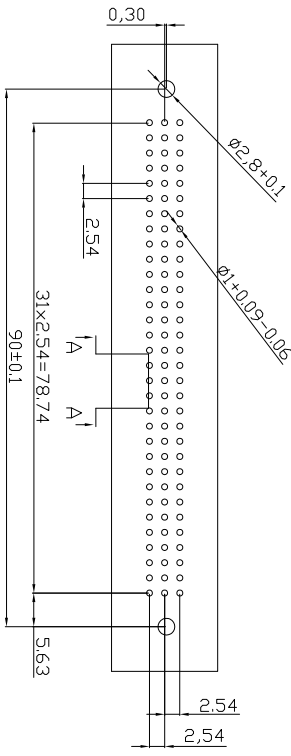
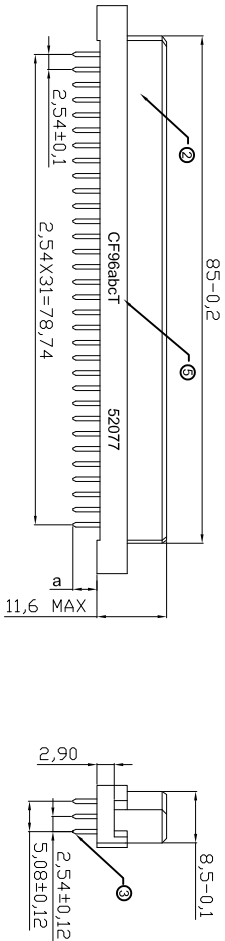


- NOTES:**
- ① Connector Meets Requirement OF DIN 41612
  - ② Material: 1.Housing : Glass-Filled PBT. Color: Grey, UL 94V-0 2.Contact : Copper Alloy
  - ③ Contact Tail Dimension(Thickness x Width x Length)  
 x = T : 0.3±0.02 x 0.64±0.04 x 4±0.2  
 T2.5 : 0.3±0.02 x 0.64±0.04 x 2.5±0.2  
 W5 : 0.6±0.015 x 0.6±0.03-0.05 x 5±0.2  
 W7 : 0.6±0.015 x 0.6±0.03-0.05 x 7.4±0.2
  - ⚠ Contact Finish(Optional y in Part Number)

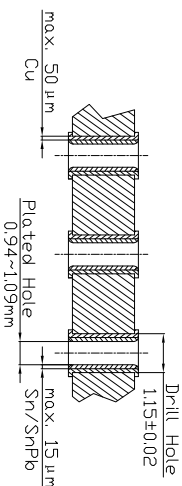
- 1: 25µ" (0.63µm)Pd/Ni and 2µ"Gold Plating on Mating Area ,100µ"(2.54µm)Tin Plating on Tail Area, Flash Gold Plating on Non-mating Area,50µ" (1.27µm)Nickel Underplate All Over
- 2: 12µ" (0.30µm)Pd/Ni and 2µ"Gold Plating on Mating Area ,100µ"(2.54µm)Tin Plating on Tail Area, Flash Gold Plating on Non-mating Area,50µ" (1.27µm)Nickel Underplate All Over
- Blank: Flash Gold Plating on mating and non-mating Area, Tin Plating on Tail Area,Nickel Underplate All Over
- ④ Connector Printed with Part Number and Batch Number



Recommended PCB Hole Layout

Component Side

Scale 1:1



Recommended Hole Specifications  
Section A-A  
Scale 6:1

**ROHS compliant**

Scale	1:1				
<b>TOLERANCE</b>					
X.	±0.25	⑤	Modify plating spec.	07.06.2010	Dean
X.X	±0.1	④	Added contact tail dimension W5	30.12.2009	Dean
X.XX	±0.05	③	Added contact tail dimension W7	09.09.2009	Dean
X.XXX	±0.012	②	Update	11.06.2009	Dean
DIM	TOL	①	Drawn	21.06.2007	Hellwig
Angle	±1°	Id.	Modification	Date	Name



Customer-No.	Date	Name
	21.06.2007	Hellwig
	07.06.2010	Hellwig

ASSMANN WSW-No. A-CF96ABCBx-y  
 A-CF64ACx-y

Drawing-No.  
 ASS 2262 CO rev05

Replace Sheet

1	2	3	4	5	6	7
A	B	C	D	E	F	G
H						
1	2	3	4	5	6	7
H						