

Product data sheet

Subminiature connectors

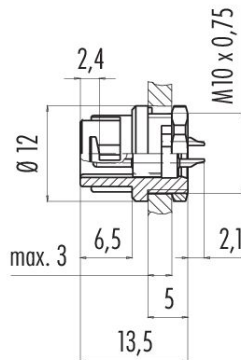


Product description	Bayonet Male panel mount connector, Contacts: 3, unshielded, solder, IP40
Area	series 710
Part no.	09 0977 00 03

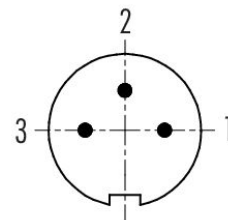
Illustration



Scale drawing



Contact arrangement (Plug-in side)



You can find the component part drawing and assembly instructions on the next page.

Technical data

General features

Part no.	09 0977 00 03
Connector design	Male panel mount connector
Version	Connector pin straight
Connector locking system	Bayonet
Termination	solder
Degree of protection	IP40
Cross-sectional area	0.25 mm ² / AWG 24
Temperature range from/to	-40 °C / 85 °C
Mechanical operation	> 500 Mating cycles
Weight (g)	1.70
Customs tariff number	85369010
Country of Origin	DE

Electrical parameters

Rated voltage	125 V
Rated impulse voltage	1500 V
Rated current	4.0 A
Insulation resistance	≥ 10 ¹⁰ Ω
Pollution degree	1
Overvoltage category	II
Insulating material group	III
EMC compliance	unshielded

Product data sheet

Subminiature connectors



Product description	Bayonet Male panel mount connector, Contacts: 3, unshielded, solder, IP40
Area	series 710
Part no.	09 0977 00 03

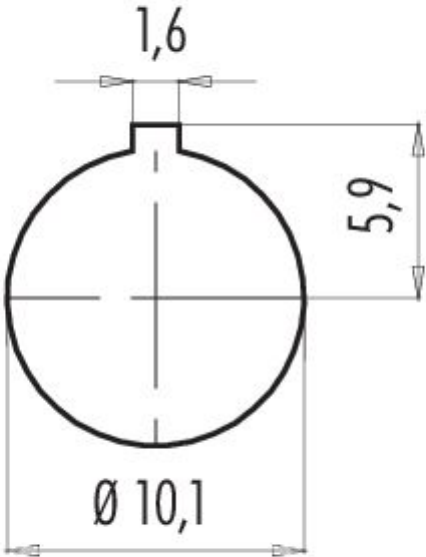
Material

Housing material	PA
Contact body material	PA (UL94 V-0)
Contact material	CuZn (brass)
Contact plating	Au (gold)
REACH SVHC	CAS 7439-92-1 (Lead)
SCIP number	bc35fae3-2ea8-46a6-bf65-53da20141922

Classifications

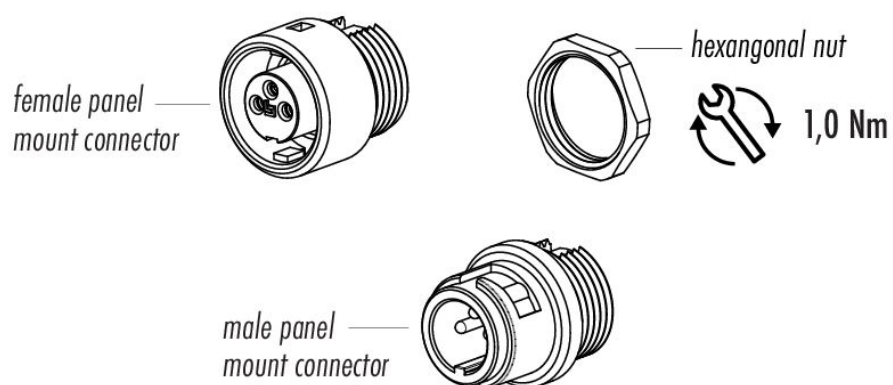
eCl@ss 11.1	27-44-01-09
ETIM 9.0	EC003569

Assembly instructions / Panel cut-out



Product description	Bayonet Male panel mount connector, Contacts: 3, unshielded, solder, IP40
Area	series 710
Part no.	09 0977 00 03

Component part drawing



Product description	Bayonet Male panel mount connector, Contacts: 3, unshielded, solder, IP40
Area	series 710
Part no.	09 0977 00 03

Security notices

The connector must not be plugged or unplugged under load. Non-observance and improper use can result in personal injury.

The connectors have been developed for applications in plant engineering, control and electrical equipment construction. The user is responsible for checking whether the connectors can also be used in other areas of application.

Connectors which are used in circuits with voltages dangerous to the touch may only be installed and used by, or under the supervision of, persons with electrical engineering training, taking into account the applicable regulations and standards.

The user must take suitable safety precautions to ensure that the connector cannot be accidentally disconnected.

The plug connector is not suitable for mains voltages Please observe the pollution degree and the overvoltage category. For further information, please refer to the download center "Technical Information".