

1SNK516010R0000 ✓ ACTIVE

ENTRELEC | ENTRELEC SNK


TE Internal #: 1SNK516010R0000

Feed-Through, Screw Clamp Terminal Block, Gray, Product Spacing 16 mm [.63 in], 2 Position, Screw Terminal, ENTRELEC SNK, Modular Terminal Blocks

[View on TE.com >](#)



Connectors > Terminal Blocks & Strips > Modular Terminal Blocks



Block Function: **Feed-Through**

Modular Terminal Block Product Type: **Screw Clamp Terminal Block**

Primary Product Color: **Gray**

Product Spacing: **16 mm [.63 in]**

Number of Positions: **2**

Features

Product Type Features

Modular Terminal Block Product Type	Screw Clamp Terminal Block
-------------------------------------	----------------------------

Configuration Features

Gauge Type	A9-B9
Number of Levels	1
Number of Circuits	1
Block Function	Feed-Through
Number of Positions	2

Electrical Characteristics

Impulse Withstanding Voltage Rating (IEC)	8000 V
Current Rating (CSA)	150 A
Power Loss	4 W
Short-Time Withstanding Current Rating @ 1s	4200 A
Voltage Rating (IEC)	1000 V
Operating Voltage Rating (UL & CSA) (Max) - Main Circuit	600 V



Voltage Rating (CSA)	600 V
Dielectric Withstanding Voltage (Max)	2200 V
Current Rating (UL)	150 A
Current Rating (IEC)	125 A
Operating Voltage	600 VAC

Body Features

Product Weight	30 g[1.058 oz]
Primary Product Color	Gray

Termination Features

Termination Method to Wire & Cable	Screw Terminal
------------------------------------	----------------

Mechanical Attachment

DIN Rail Mounting Type	TH35-15, TH35-7.5
Connector Mounting Type	DIN Rail

Housing Features

Housing Material	Polyamide
------------------	-----------

Dimensions

Main Circuit Capacity - Twin Ferrule per Screw Clamp	12 – 8 AWG
Main Circuit Capacity - 1 Flexible Conductor per Screw Clamp	10 – 0 AWG
Main Circuit Capacity - 1 Non-Insulated Ferrule per Screw Clamp	4 – 35 mm ²
Main Circuit Capacity - 1 Insulated Ferrule per Screw Clamp	10 – 2 AWG
Main Circuit Capacity - 2 Flexible Conductors per Screw Clamp	6 – 16 mm ²
Main Circuit Capacity - 1 Rigid Stranded Conductor per Screw Clamp	10 – 0 AWG
Wire Stripping Length	17 mm[.669 in]
Main Circuit Capacity - 2 Rigid Stranded Conductors per Screw Clamp	10 – 6 AWG
Product Depth	54.3 mm[2.138 in]
Product Length	54.3 mm[2.138 in]
Product Height	59 mm[2.323 in]
Product Spacing	16 mm[.63 in]
Wire Size	35 mm ²

Usage Conditions

Installation Temperature Range	-5 – 40 °C[23 – 104 °F]
--------------------------------	-------------------------



Operating Temperature Range -55 – 110 °C[-67 – 230 °F]

Operation/Application

Circuit Application	Power & Signal
---------------------	----------------

Industry Standards

IP Rating	IP10
UL Flammability Rating	UL 94V-0

Product Compliance


[For compliance documentation, visit the product page on TE.com>](#)

EU RoHS Directive 2011/65/EU	Compliant
EU ELV Directive 2000/53/EC	Compliant
China RoHS 2 Directive MIIT Order No 32, 2016	No Restricted Materials Above Threshold
EU REACH Regulation (EC) No. 1907/2006	Current ECHA Candidate List: JUNE 2024 (241) Candidate List Declared Against: JUNE 2024 (241) Does not contain REACH SVHC
Halogen Content	Low Halogen - Br, Cl, F, I < 900 ppm per homogenous material. Also BFR/CFR/PVC Free
Solder Process Capability	Not reviewed for solder process capability


Product Compliance Disclaimer

This information is provided based on reasonable inquiry of our suppliers and represents our current actual knowledge based on the information they provided. This information is subject to change. The part numbers that TE has identified as EU RoHS compliant have a maximum concentration of 0.1% by weight in homogenous materials for lead, hexavalent chromium, mercury, PBB, PBDE, DBP, BBP, DEHP, DIBP, and 0.01% for cadmium, or qualify for an exemption to these limits as defined in the Annexes of Directive 2011/65/EU (RoHS2). Finished electrical and electronic equipment products will be CE marked as required by Directive 2011/65/EU. Components may not be CE marked. Additionally, the part numbers that TE has identified as EU ELV compliant have a maximum concentration of 0.1% by weight in homogenous materials for lead, hexavalent chromium, and mercury, and 0.01% for cadmium, or qualify for an exemption to these limits as defined in the Annexes of Directive 2000/53/EC (ELV). Regarding the REACH Regulation, the information TE provides on SVHC in articles for this part number is based on the latest European Chemicals Agency (ECHA) 'Guidance on requirements for substances in articles' posted at this URL: <https://echa.europa.eu/guidance-documents/guidance-on-reach>


Compatible Parts



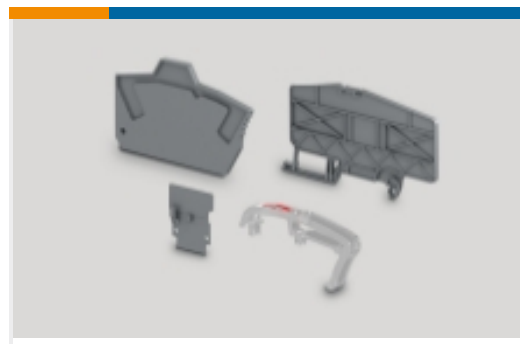
Also in the Series | **ENTRELEC SNK**



Modular Terminal Blocks(320)



Terminal Block & Strip Conducting Accessories(67)



Terminal Block & Strip Insulating Accessories(31)

Customers Also Bought



TE Part #1SNK505010R0000
ZS4



TE Part #1SNK506010R0000
ZS6



TE Part #1SNK508010R0000
ZS10



TE Part #1SNK516150R0000
ZS35-PE



TE Part #1SNK505020R0000
ZS4-BL



TE Part #1SNK505910R0000
ES4



TE Part #1SNK512010R0000
ZS25



TE Part #1SNK516011R0000
ZS50



TE Part #1SNK522010R0000
ZS70



TE Part #1SNK916302R0000
JB16-2

Documents

[CAD Files](#)

[3D PDF](#)

[3D](#)

[Customer View Model](#)

[ENG_CVM_CVM_1SNK516010R0000_A.2d_dxf.zip](#)

[English](#)

[Customer View Model](#)

[ENG_CVM_CVM_1SNK516010R0000_A.3d_igs.zip](#)



English

Customer View Model

[ENG_CVM_CVM_1SNK516010R0000_A.3d_stp.zip](#)

English

By downloading the CAD file I accept and agree to the [Terms and Conditions](#) of use.

Datasheets & Catalog Pages

[ENTRELEC Terminal Block - Master Catalog](#)

[ENTRELEC Terminal Block - Master Catalog](#)

English

[ZS35](#)

English

[SNK SERIES TERMINAL BLOCKS](#)

English

[ENTRELEC Terminal Blocks Catalogue \(RUS\)](#)

[Essential Entrelec Terminal Blocks](#)

French

[Essential Entrelec Terminal Blocks](#)

English

[Essential Entrelec Terminal Blocks](#)

Japanese

Agency Approvals

[ZK-ZS_ATEX_1SND225112U1006-C-TE](#)

English