

2 In case of consideration for using Automotive equipment / device which demand high reliability, kindly contact our sales window correspondents.

Jun.1.2024 Copyright 2024 HIROSE ELECTRIC CO., LTD. All Rights Reserved.

8

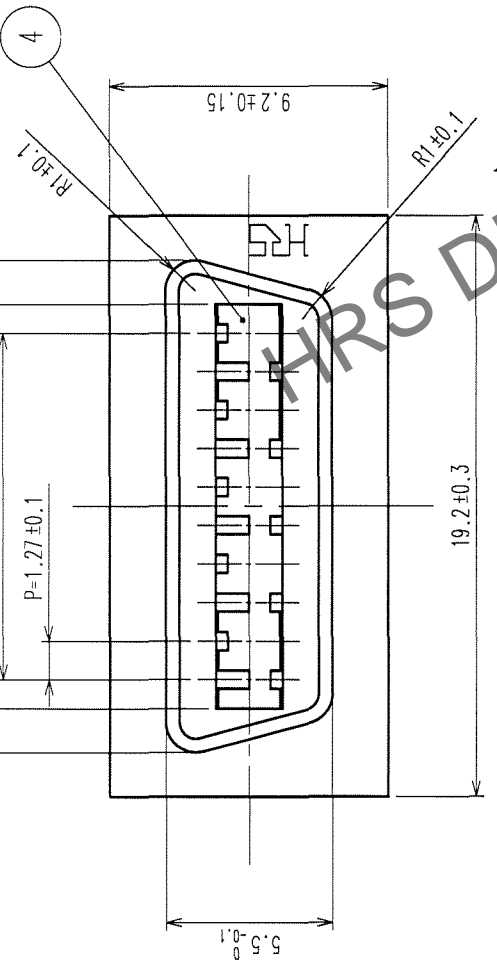
7

1

NO.	DESCRIPTION OF REVISIONS	BY	CHKD	DATE	COUNT
1					1
2					1
3					1

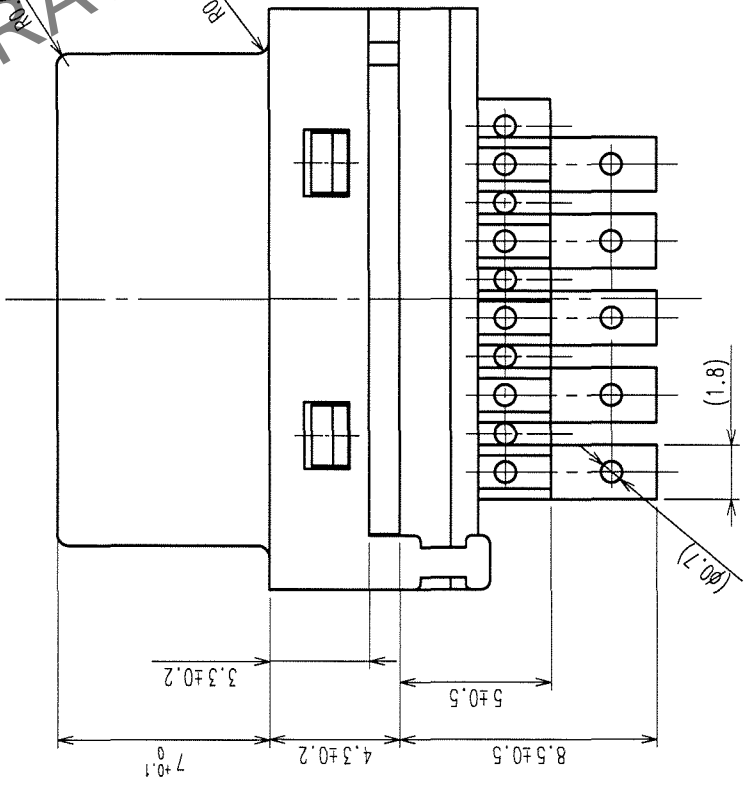
A

A



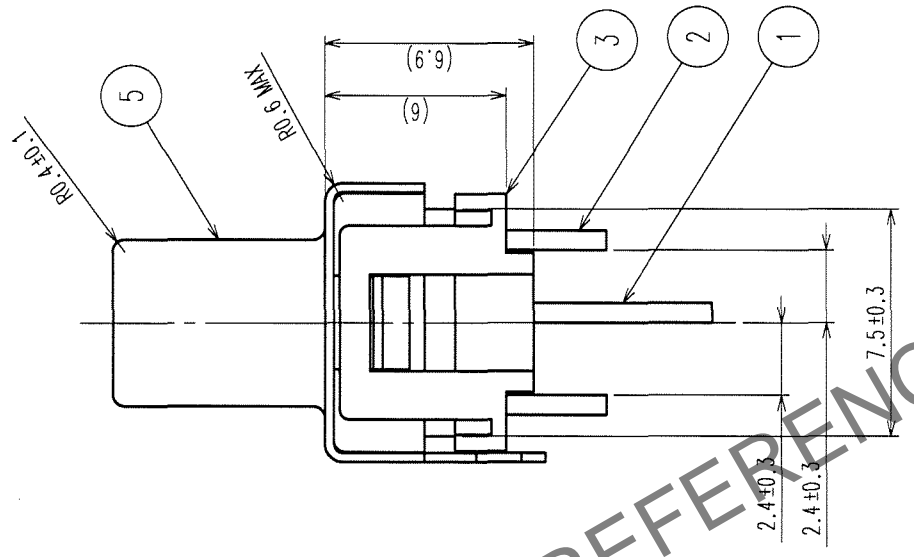
B

B



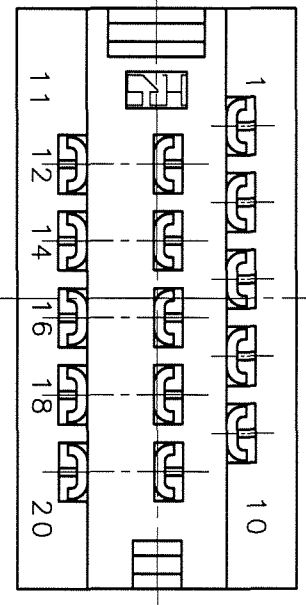
C

C



D

D



E

E

NOTE 1. The dimension in parenthesis is for reference.

2 PLATING  
CONTACT AREA: GOLD 0.3 μm min  
LEAD AREA : TIN 1 μm min

NO.	MATERIAL	FINISH, REMARKS	NO.	MATERIAL	FINISH, REMARKS
2	PHOSPHOR BRONZE	2	5	STEEL	TIN PLATING 1 μm min
1	PHOSPHOR BRONZE	2	4	PPS	(BROWN) UL94V-0
			3	PPS	(BROWN) UL94V-0

CODE NO. (OLD)	DRAWN	DESIGNED	CHECKED	APPROVED	RELEASED
	Y. Enami	Y. Enami	H. Murata	H. Murata	
	05-09-06	05-09-06	05-09-06	05-09-06	

F

F

DRAWING NO.	EDC3-120646-01	PART NO.	F140B-2015S(50)
SCALE	4 : 1	CODE NO.	CL230-0524-0-50
UNITS	mm		

1

1

TO	
Q1	

HRS DRAWING FOR REFERENCE