



SENTRON, Switch disconnecter 3LD, main switch, 6-pole, Iu: 25 A, Operating power / at AC-23 A at 400 V: 9.5 kW, floor mounting with door coupling, rotary operating mechanism, black, 4-hole mounting of the handle

Model	
product brand name	SENTRON
product designation	3LD Switch disconnecter
design of the product	Main switch
display version / for switch position indicator manual operation	1 ON - 0 OFF
design of the actuating element	Short rotary knob
design of handle	rotary operating mechanism, black
type of the driving mechanism / motor drive	No
General technical data	
number of poles	6
type of device	fixed mounting
type of switch	Floor mounting with door coupling
size of switch disconnecter	2
mechanical service life (switching cycles) / typical	100 000
electrical endurance (switching cycles)	
• at AC-23 A / at 690 V	6 000
I _{2t} value / with closed switch / at 690 V / for combination switch + gG fuse / maximum	4 kA ² .s
let-through I _{2t} value / with closed switch / at 440 V / for combination switch + gG fuse / maximum	4 kA ² .s
operating frequency / maximum	50 1/h
Voltage	
insulation voltage / rated value	690 V
surge voltage resistance / rated value	6 kV
operational current / at AC / rated value	25 A
Protection class	
protection class IP	IP65
degree of protection NEMA rating	1, 3R, 4X, 12
protection class IP / on the front	IP65
Dissipation	
power loss [W]	
• for rated value of the current / at AC / in hot operating state / per pole	1.1 W
• per conductor / typical	1.1 W
Current	
operational current	
• at AC-23 A / at 400 V / rated value	20 A

<ul style="list-style-type: none"> • at AC-21 / at 690 V / rated value 	25 A
<ul style="list-style-type: none"> • at AC-21 A / at 240 V / rated value 	25 A
<ul style="list-style-type: none"> • at AC-21 A / at 440 V / rated value 	25 A
operational current / of upstream fuse / rated value	25 A
let-through current / with closed switch	
<ul style="list-style-type: none"> • at 440 V / for combination switch + gG fuse / maximum 	3.5 kA
<ul style="list-style-type: none"> • at 690 V / for combination switch + gG fuse / maximum permissible 	3.5 kA
Main circuit	
operating power	
<ul style="list-style-type: none"> • at AC-23 A / at 240 V / rated value 	5 kW
<ul style="list-style-type: none"> • at AC-23 A / at 400 V / rated value 	9.5 kW
<ul style="list-style-type: none"> • at AC-23 A / at 440 V / rated value 	9.5 kW
<ul style="list-style-type: none"> • at AC-23 A / at 690 V / rated value 	9.5 kW
<ul style="list-style-type: none"> • at AC-3 / at 240 V / rated value 	4 kW
<ul style="list-style-type: none"> • at AC-3 / at 400 V / rated value 	7.5 kW
<ul style="list-style-type: none"> • at AC-3 / at 690 V / rated value 	7.5 kW
operational current / rated value	25 A
Auxiliary circuit	
number of CO contacts / for auxiliary contacts	0
number of NC contacts / for auxiliary contacts	0
number of NO contacts / for auxiliary contacts	0
operating voltage / of auxiliary contacts / at AC / maximum	500 V
continuous current / of the auxiliary contact / rated value	10 A
insulation voltage / of the auxiliary switch / rated value	500 V
Suitability	
suitability for use	
<ul style="list-style-type: none"> • main switch 	Yes
<ul style="list-style-type: none"> • switch disconnector 	Yes
<ul style="list-style-type: none"> • EMERGENCY OFF switch 	No
<ul style="list-style-type: none"> • safety switch 	Yes
<ul style="list-style-type: none"> • maintenance/repair switch 	Yes
Appearance	
color / of the actuating element	black
Product details	
<ul style="list-style-type: none"> • product function / can be locked into OFF position 	Yes
number of bracket locks / maximum	3
hasp thickness / of the bracket locks / minimum	4 mm
hasp thickness / of the bracket locks / maximum	8 mm
product extension / optional	
<ul style="list-style-type: none"> • motor drive 	No
<ul style="list-style-type: none"> • voltage trigger 	No
Short circuit	
conditional short-circuit current / with line-side fuse protection	
<ul style="list-style-type: none"> • at 690 V / by gG fuse / rated value 	50 kA
according UL	
operational current / at AC / according to UL 508/UL 60947-4-1 / rated value	25 A
operating voltage / at AC / at 50/60 Hz / according to UL 508/UL 60947-4-1 / rated value	600 V
active power [hp] / at AC / at 480 V / according to UL 508/UL 60947-4-1 / rated value	10
active power [hp] / at AC / at 600 V / according to UL 508/UL 60947-4-1 / rated value	15
short-time withstand current (SCCR) / at 600 V / according to UL 508/UL 60947-4-1	5 kA
continuous current / of upstream fuse / according to UL /	50 A

rated value	
type of fuse / according to UL	RK5
Number	
number of connectable NC contacts / for auxiliary contacts / attachable / maximum	3
number of connectable NO contacts / for auxiliary contacts / attachable / maximum	5
number of connectable CO contacts / for auxiliary contacts / attachable / maximum	0
Connections	
AWG number / as coded connectable conductor cross section / solid	
• maximum	8
• minimum	14
type of connectable conductor cross-sections / for copper conductor	
• solid	1x (1,5...16mm ²)
• finely stranded / with core end processing	1x (1,5...10mm ²)
• stranded	1x (1,5...16mm ²)
type of connectable conductor cross-sections / for auxiliary contacts	
• solid	lateral auxiliary switch 2x (0,75 ... 2,5mm ²), 1x 4mm ² ; front auxiliary switch 1x (0,75 ... 2,5mm ²)
• finely stranded / with core end processing	lateral auxiliary switch 2x (0,75 ... 1,5mm ²), 1x 2,5mm ² ; front auxiliary switch 1x 2,5mm ²
• stranded	lateral auxiliary switch 2x (0,75 ... 2,5mm ²), 1x 4mm ² ; front auxiliary switch 1x (0,75 ... 2,5mm ²)
type of electrical connection	
• for main current circuit	box terminal
• for auxiliary contacts	connection terminals
Requirements	
design of the fuse link	
• for short-circuit protection of the main circuit / required	fuse gL/gG: 25 A
• for short-circuit protection of the auxiliary switch / required	fuse gL/gG: 10 A
Mechanical Design	
height	84 mm
width	67 mm
depth	429.5 mm
fastening method	Built-in unit fixed-mounted version
fastening method	
• 4-hole front mounting	Yes
• front mounting with central attachment	No
• rail mounting	Yes
net weight	588 g
Environmental conditions	
ambient temperature / during operation	
• minimum	-25 °C
• maximum	55 °C
ambient temperature / during storage / minimum	-25 °C
Certificates	
reference code	
• acc. to DIN EN 61346-2	S
• acc. to IEC 81346-2	SF
General Product Approval	



[Miscellaneous](#)



Declaration of Conformity	Test Certificates	Marine / Shipping	other
 EG-Konf.	Special Test Certificate	 LRS	Environmental Confirmations

Further information

Information- and Downloadcenter (Catalogs, Brochures,...)

<http://www.siemens.com/lowvoltage/catalogs>

Industry Mall (Online ordering system)

<https://mall.industry.siemens.com/mall/en/en/Catalog/product?mfb=3LD2113-3VK51>

Service&Support (Manuals, Certificates, Characteristics, FAQs,...)

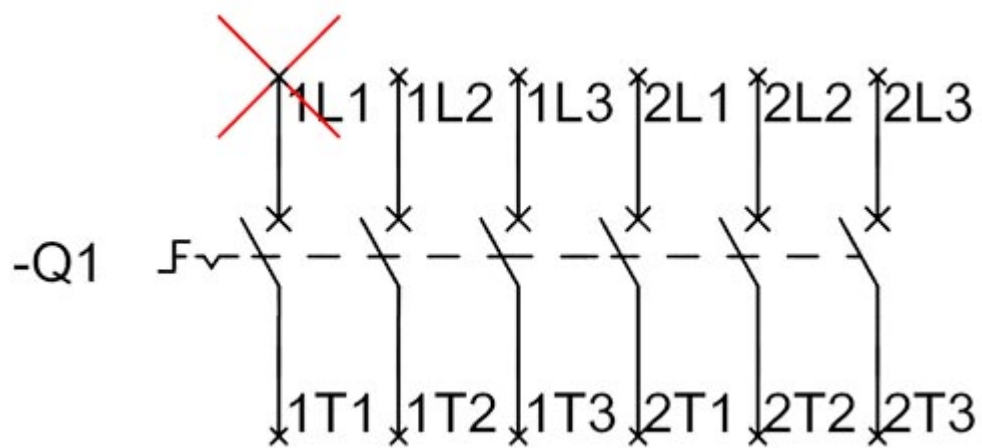
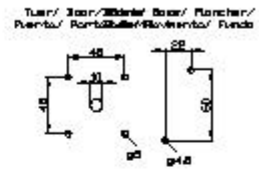
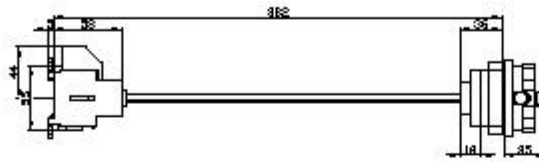
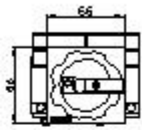
<https://support.industry.siemens.com/cs/ww/en/ps/3LD2113-3VK51>

Image database (product images, 2D dimension drawings, 3D models, device circuit diagrams, ...)

http://www.automation.siemens.com/bilddb/cax_en.aspx?mfb=3LD2113-3VK51

Tender specifications

<http://www.siemens.com/specifications>



-CI

