



Main

Range of product	Preventa Safety detection
Product or component type	Safety thru-beam receiver photo-electric sensors
Device short name	XU2S
Product compatibility	XPSCM1144 XPSCM1144P
Output type	1 safety outputs OSSD PNP
[Sn] nominal sensing distance	26.25 ft (8 m)

Complementary

Detection system	Transmitter-receiver system
[Us] rated supply voltage	12...24 V DC (10...30 V) against reverse polarity
Current consumption	<= 35 mA no-load
Line of sight type	Along case axis
Electrical connection	Pre-cabled
Cable outer diameter	0.2 in (5 mm)
Cable length	16.4 ft (5 m)
Cable composition	4 x 0.34 mm ²
Tightening torque	24 N.m fixing nut
Marking	CE
Material	Case : nickel plated brass Lenses : PMMA (polymethyl methacrylate)
Product weight	0.55 lb(US) (0.25 kg)

Environment

ambient air temperature for operation	-13...131 °F (-25...55 °C)
ambient air temperature for storage	-40...158 °F (-40...70 °C)
IP degree of protection	IP67 conforming to EN/IEC 60529
shock resistance	30 gn (3 axes : 3 times) conforming to EN/IEC 60068-2-27
vibration resistance	7 gn (f = 10...55 Hz) conforming to EN/IEC 60068-2-6

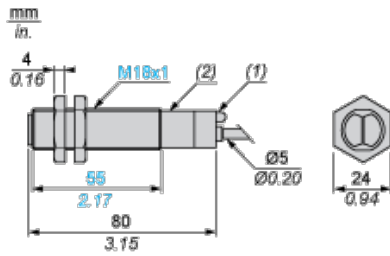
Offer Sustainability

Not Green Premium product	Not Green Premium product
Compliant - since 1440 - Schneider Electric declaration of conformity	Compliant - since 1440 - Schneider Electric declaration of conformity
Reference not containing SVHC above the threshold	Reference not containing SVHC above the threshold
WARNING: This product can expose you to chemicals including:	WARNING: This product can expose you to chemicals including:
Diisononyl phthalate (DINP), which is known to the State of California to cause cancer, and	Diisononyl phthalate (DINP), which is known to the State of California to cause cancer, and
Di-isodecyl phthalate (DIDP), which is known to the State of California to cause birth defects or other reproductive harm.	Di-isodecyl phthalate (DIDP), which is known to the State of California to cause birth defects or other reproductive harm.
For more information go to www.p65warnings.ca.gov	For more information go to www.p65warnings.ca.gov

Contractual warranty

Warranty period	18 months
-----------------	-----------

Dimensions

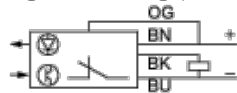


- (1) LED
- (2) Potentiometer

Wiring Schemes (3-wire DC)

Receiver

Light switching (no object present). PNP output



BN : Brown

BU : Blue

BK : Black

OG : Orange (programming)

Dark switching (no object present). PNP output



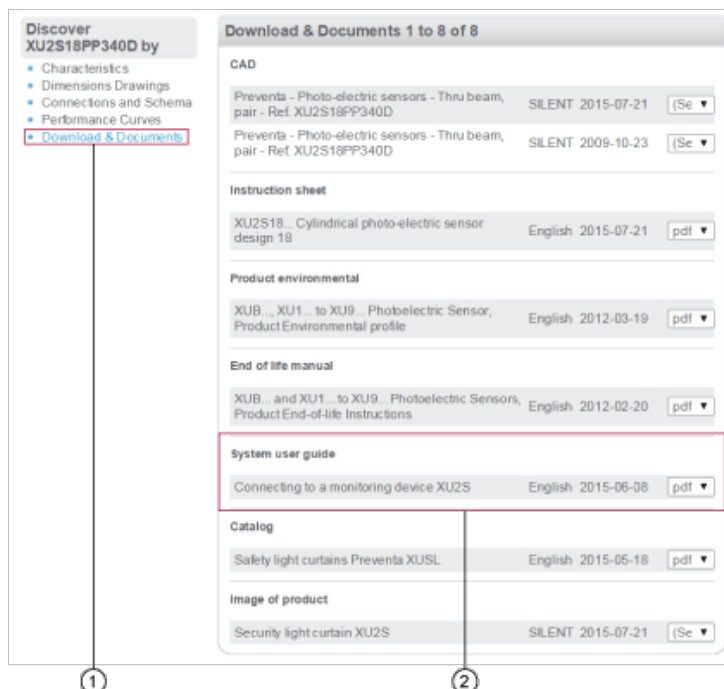
BN : Brown

BU : Blue

BK : Black

OG : Orange (programming)

Connecting to a Safety Module



1 : Click on Download & Documents

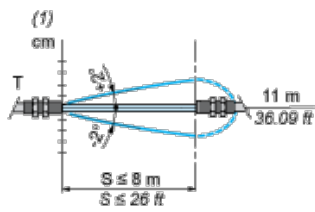
2 : Click on System user guide

To have all connection schematics concerning our safety module, select "download and document" and download the file "Connecting

to a monitoring device XU2S"

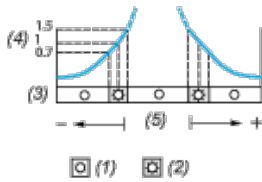
Curves

Infrared Detection Curve



(1) Ø of beam

Verification of Correct Operation



- (1) LED off
- (2) LED on
- (3) Red LED
- (4) Signal level
- (5) Optimum alignment

Mouser Electronics

Authorized Distributor

Click to View Pricing, Inventory, Delivery & Lifecycle Information:

[Schneider Electric:](#)

[XU2S18PP340L5R](#)