

# 61280-2 ✓ ACTIVE

TE Internal #: 61280-2

Button, 20 – 16 AWG Wire Size, .5 – 1.4 mm<sup>2</sup> Wire Size, Unplated Plating, Length 5.97 mm [.235 in], Reel, Straight, Special Purpose Terminals

[View on TE.com >](#)



Terminals & Splices > Special Purpose Terminals



Special Purpose Terminal Type: **Button**

Wire Size: **.5 – 1.4 mm<sup>2</sup>**

Terminal Material Thickness: **.41 mm [.016 in]**

Terminal Plating Material: **Unplated**

## Features

### Product Type Features

Wire Insulation Support Retention Type	Non-Insulation Support
Sealable	No

### Configuration Features

Compatible With Wire & Cable Type	Discrete Wire
-----------------------------------	---------------

### Contact Features

Barrel Type	Open
Special Purpose Terminal Type	Button
Terminal Plating Material	Unplated
Terminal Orientation	Straight

### Mechanical Attachment

Wire Insulation Support	Without
-------------------------	---------

### Dimensions

Wire Size	.5 – 1.4 mm <sup>2</sup>
Terminal Material Thickness	.41 mm [.016 in]
Product Length	5.97 mm [.235 in]



### Usage Conditions

Insulation Option	Uninsulated
-------------------	-------------

### Packaging Features

Packaging Quantity	4000
Packaging Method	Reel

### Product Compliance

[For compliance documentation, visit the product page on TE.com>](#)

EU RoHS Directive 2011/65/EU	Compliant
EU ELV Directive 2000/53/EC	Compliant
China RoHS 2 Directive MIIT Order No 32, 2016	No Restricted Materials Above Threshold
EU REACH Regulation (EC) No. 1907/2006	Current ECHA Candidate List: JUNE 2024 (241) Candidate List Declared Against: JUNE 2024 (241) Does not contain REACH SVHC
Halogen Content	Low Halogen - Br, Cl, F, I < 900 ppm per homogenous material. Also BFR/CFR/PVC Free
Solder Process Capability	Not applicable for solder process capability

#### Product Compliance Disclaimer

This information is provided based on reasonable inquiry of our suppliers and represents our current actual knowledge based on the information they provided. This information is subject to change. The part numbers that TE has identified as EU RoHS compliant have a maximum concentration of 0.1% by weight in homogenous materials for lead, hexavalent chromium, mercury, PBB, PBDE, DBP, BBP, DEHP, DIBP, and 0.01% for cadmium, or qualify for an exemption to these limits as defined in the Annexes of Directive 2011/65/EU (RoHS2). Finished electrical and electronic equipment products will be CE marked as required by Directive 2011/65/EU. Components may not be CE marked. Additionally, the part numbers that TE has identified as EU ELV compliant have a maximum concentration of 0.1% by weight in homogenous materials for lead, hexavalent chromium, and mercury, and 0.01% for cadmium, or qualify for an exemption to these limits as defined in the Annexes of Directive 2000/53/EC (ELV). Regarding the REACH Regulation, the information TE provides on SVHC in articles for this part number is based on the latest European Chemicals Agency (ECHA) 'Guidance on requirements for substances in articles' posted at this URL: <https://echa.europa.eu/guidance-documents/guidance-on-reach>

### Compatible Parts



TE Part # 61280-1  
BUTTON CONTACT 20-16 AWG BR



TE Part # 61480-2  
PHASING LINE CLIP TPCUBR




TE Part # 2305570-1  
Strip Terminal Cutter-Side Feed-No Crimp



TE Part # 2836855-1  
OCEAN\_2.0\_APPLICATOR-S-110F-RSM




TE Part # 2836855-2  
OCEAN\_2.0\_APPLICATOR-S-110F-RSA



**KIT**  
TE Part # 7-2836855-7  
OCEAN\_2.0\_SPARE\_PART\_KIT-110F

### Customers Also Bought



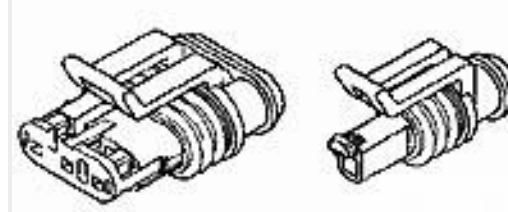
TE Part #9-1718346-1  
3POS MQS REC COD Z



TE Part #770090-1  
06P .093 COMM P&S PLUG HSG



TE Part #40725  
RING 190(4.82MM)TERMINAL 18-14 AWG TPBR



TE Part #284073-1  
AMP SUPERSEAL 1.5 SERIES 3P PL



TE Part #2-456408-8  
CRIMPER WIRE .110 "F"




**ANVIL**  
TE Part #4-1803002-1  
ANVIL, COMBINATION, END FEED



TE Part #40725-3  
RING TONGUE TERMINAL 18-14 AWG TPBR



TE Part #2-690496-1  
PLATE, FRONT SHEAR



TE Part #2-694433-9  
FEED PAWL



TE Part #690796-1  
PLATE FRONT SHEAR

### Documents



## Product Drawings

### BUTTON CONTACT 20-16 AWG BR

English

---

## CAD Files

### 3D PDF

3D

#### Customer View Model

[ENG\\_CVM\\_CVM\\_61280-2\\_U.2d\\_dxf.zip](#)

English

#### Customer View Model

[ENG\\_CVM\\_CVM\\_61280-2\\_U.3d\\_igs.zip](#)

English

#### Customer View Model

[ENG\\_CVM\\_CVM\\_61280-2\\_U.3d\\_stp.zip](#)

English

By downloading the CAD file I accept and agree to the [Terms and Conditions](#) of use.

---

## Product Specifications

### Application Specification

English

### Carbon Brush Contact

English