

Overview

KEMET Z-PWS Power Line Ferrite Chip Beads are ideal for use in filtering and EMI Suppression for radiant and conductive noise on power lines.


The chip size of this ferrite beads provide waveform correction of digital signals and high frequency noise suppression in various types of digital mobile equipments that require low power consumption.

Applications

- PC, tablet, peripherals
- Differential transmission line on USB
- Optical storage, HDD
- RF circuits
- Digital still camera
- Network security
- Switching regulators

Benefits

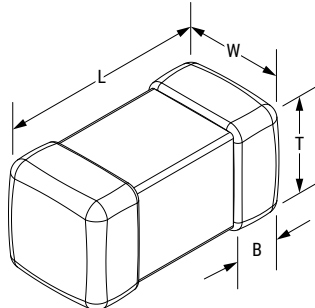
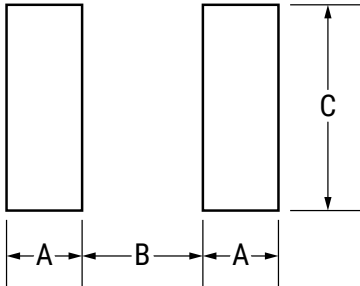
- Large withstand current
- High reliability and resistance to high energy
- Low stray capacitance due to wire wound structure
- Several material variations available to suit application requirements
- Impedance value from 8 – 110 Ω
- Rated current range from 4 – 6 A
- Operating temperature range from -40°C to +125°C



Part Number System

Z	1206	C	800	A	PWS	T
Ferrite Bead	EIA Case Size (L" x W")	Specification	Impedance Value (Ω) at 100 MHz	Material	Series	Packaging
	0603 (1608 in mm) 0805 (2012 in mm) 1206 (3216 in mm) 1806 (4516 in mm)	C = Commercial	R = decimal point Examples: 8R0 = 8.0 Ω The first two digits represent the impedance value. The third digit indicates the number of zeros to be added. Examples: 800 = 80 Ω 111 = 110 Ω	A = Broadband applications B = MHz range applications G = GHz range applications	PWS = Power Line Ferrite Chip Beads	T = Tape & Reel

Dimensions – Millimeters (Inches)

Dimensions - Millimeters (Inches)						Land Pattern - Millimeters		
								
EIA Size Code	Metric Size Code	L Length	W Width	T Thickness	B Bandwidth	A	B	C
0603	1608	1.60 (0.063) ±0.2 (0.008)	0.80 (0.031) ±0.2 (0.008)	0.80 (0.031) ±0.2 (0.008)	0.30 (0.012) ±0.20 (0.008)	1.0	1.0	1.0
0805	2012	2.00 (0.079) ±0.20 (0.008)	1.25 (0.049) ±0.20 (0.008)	0.85 (0.033) ±0.2 (0.008)	0.50 (0.020) ±0.30 (0.012)	1.4	1.2	1.7
1206	3216	3.20 (0.126) ±0.30 (0.012)	1.60 (0.063) ±0.20 (0.008)	1.10 (0.043) ±0.2 (0.008)	0.50 (0.020) ±0.30 (0.012)	1.4	2.2	2.0
1806	4516	4.50 (0.177) ±0.30 (0.012)	1.60 (0.063) ±0.20 (0.008)	1.10 (0.043) ±0.2 (0.008)	0.50 (0.020) ±0.30 (0.012)	1.75	3.5	2.0

Performance Characteristics

Item	Performance Characteristics
Impedance Range	8 – 110 Ω, at 100 MHz
Impedance Tolerance	±25% and ±30%
Rated Current Range	4 – 6 A maximum
Rated DC Resistance Range	0.004 – 0.014 Ω maximum
Operating Temperature Range	-40°C to +125°C (includes self temperature rise)

Environmental Compliance

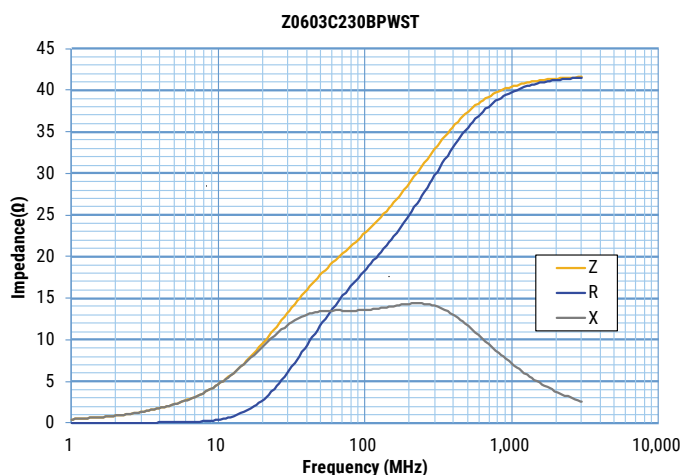
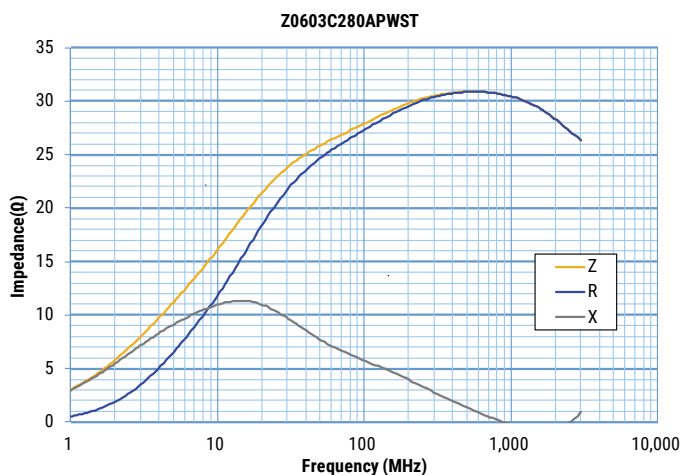
All KEMET Ferrite Beads are RoHS and REACH Compliant.



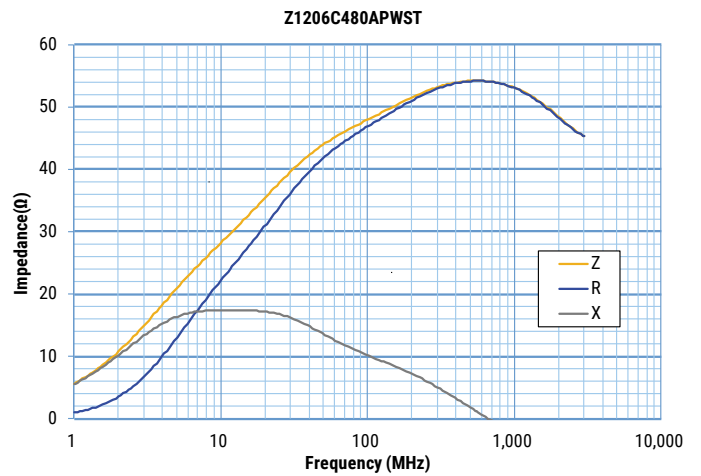
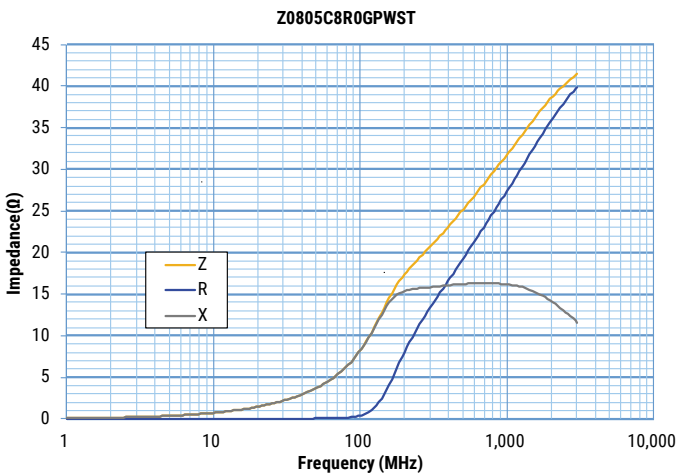
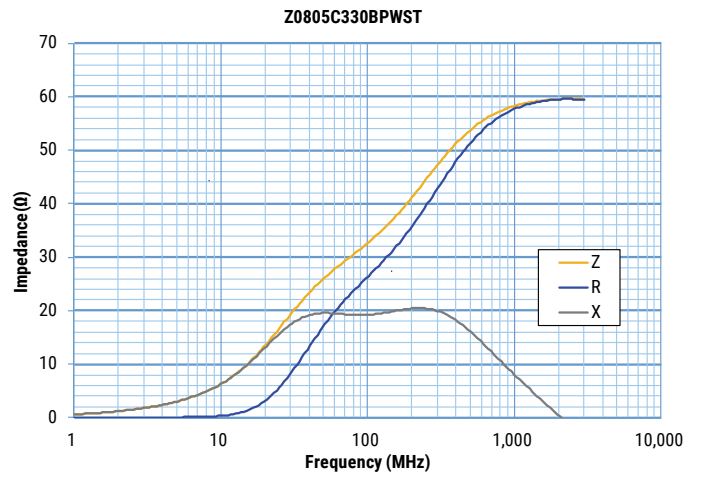
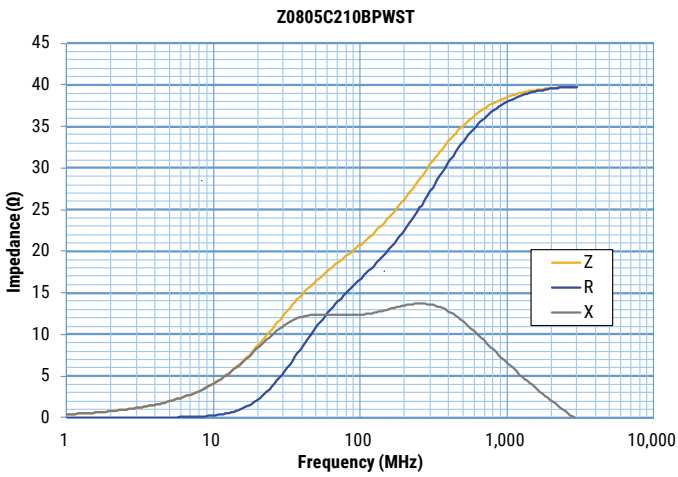
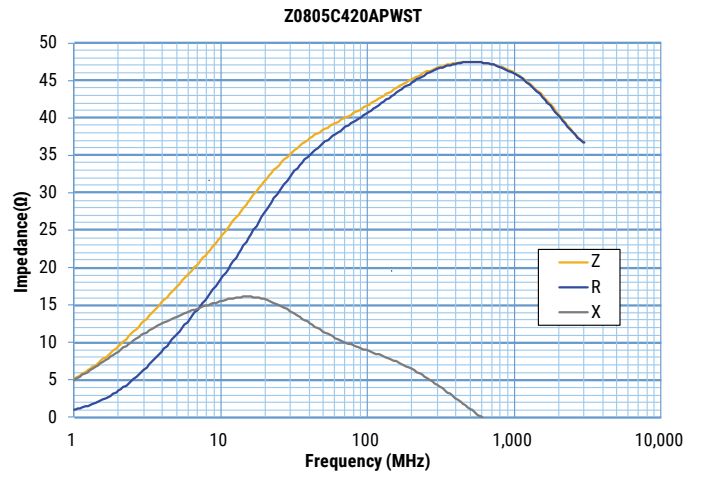
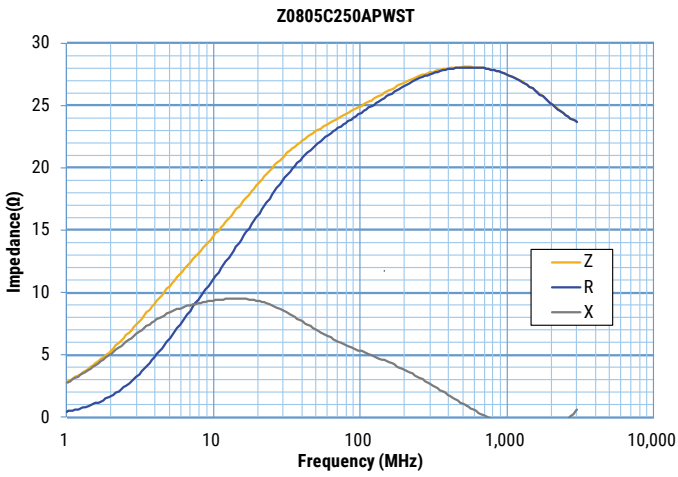
Table 1 – Ratings & Part Number Reference

Part Number	Impedance (Ω) at 100 MHz	Impedance Tolerance	Rated Current (A) Maximum	DC Resistance (Ω) Maximum
Z0603C280APWST	28	$\pm 30\%$	4	0.007
Z0603C230BPWST	23	$\pm 30\%$	4	0.007
Z0805C250APWST	25	$\pm 30\%$	6	0.004
Z0805C420APWST	42	$\pm 25\%$	4	0.008
Z0805C210BPWST	21	$\pm 30\%$	6	0.004
Z0805C330BPWST	33	$\pm 25\%$	4	0.008
Z0805C8R0GPWST	8	$\pm 30\%$	4	0.008
Z1206C480APWST	48	$\pm 30\%$	6	0.005
Z1206C800APWST	80	$\pm 25\%$	4	0.010
Z1206C380BPWST	38	$\pm 30\%$	6	0.005
Z1206C600BPWST	60	$\pm 25\%$	4	0.010
Z1806C720APWST	72	$\pm 30\%$	6	0.007
Z1806C111APWST	110	$\pm 25\%$	4	0.014
Z1806C560BPWST	56	$\pm 30\%$	6	0.007
Z1806C900BPWST	90	$\pm 25\%$	4	0.014
Part Number	Impedance	Impedance Tolerance	Rated Current	DC Resistance

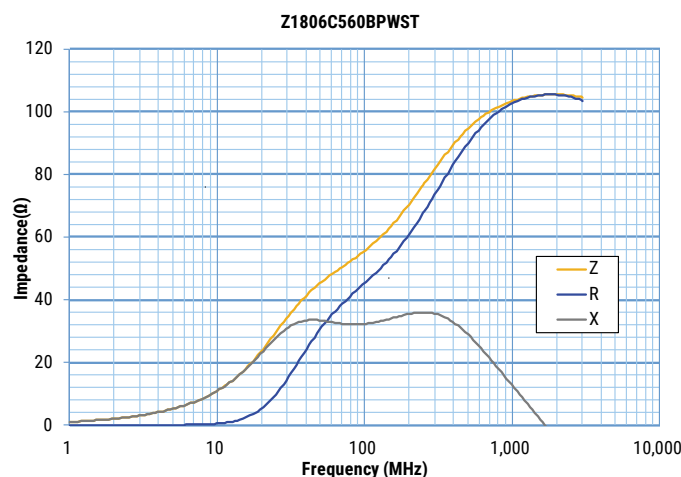
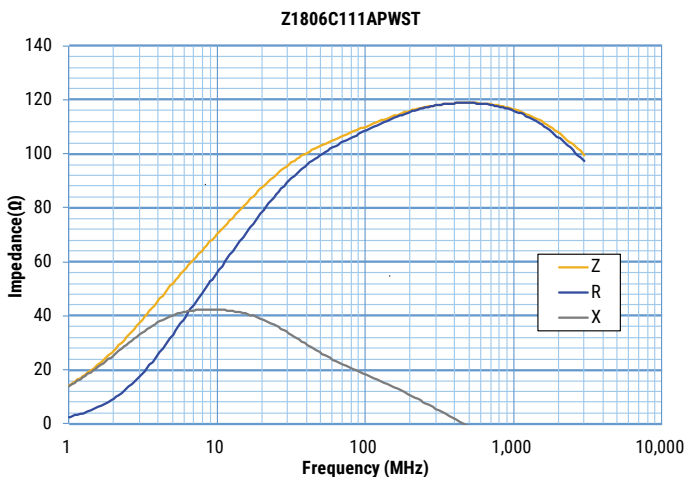
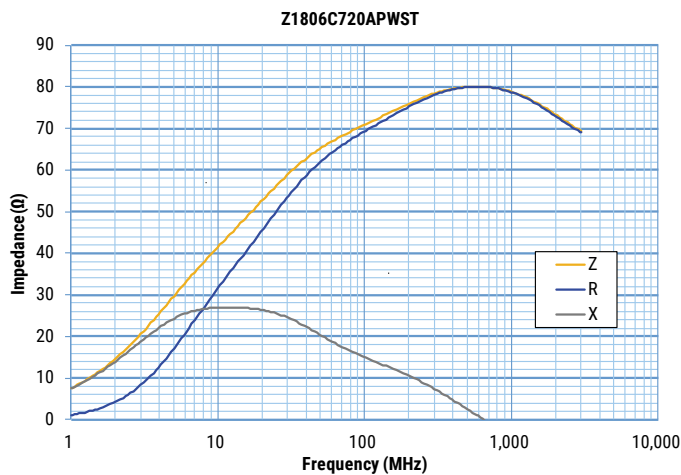
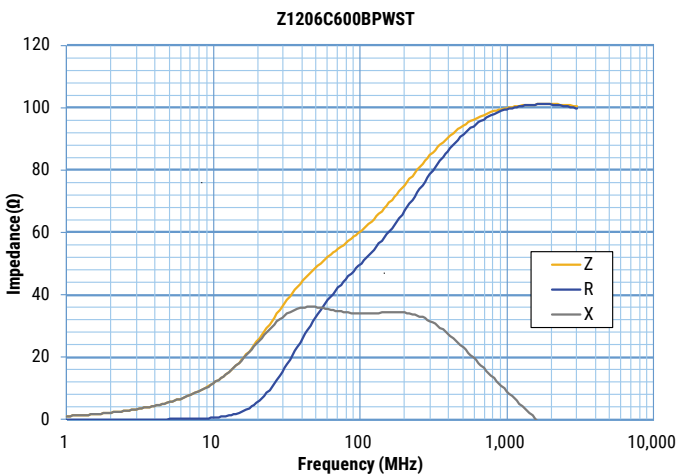
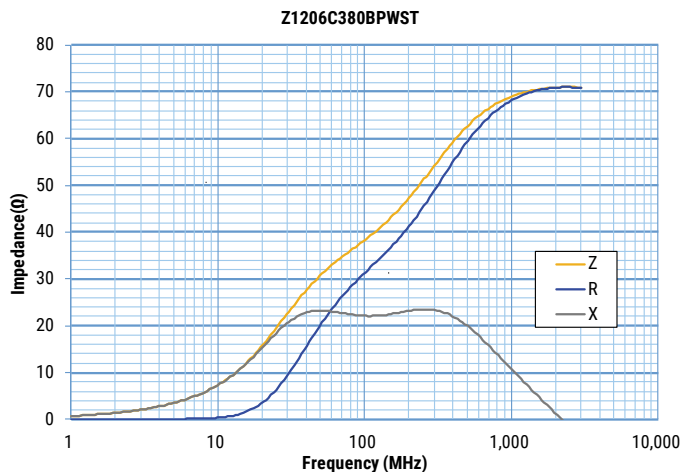
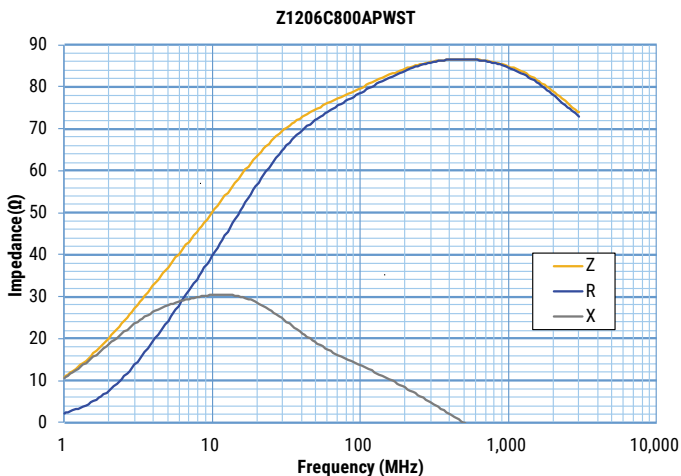
Frequency Characteristics



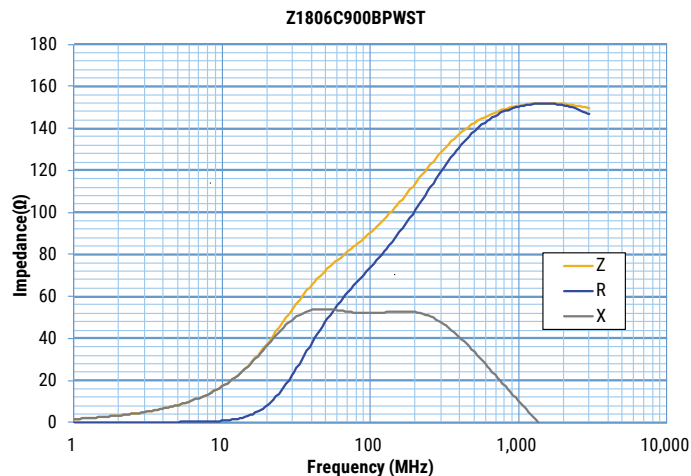
Frequency Characteristics cont.



Frequency Characteristics cont.

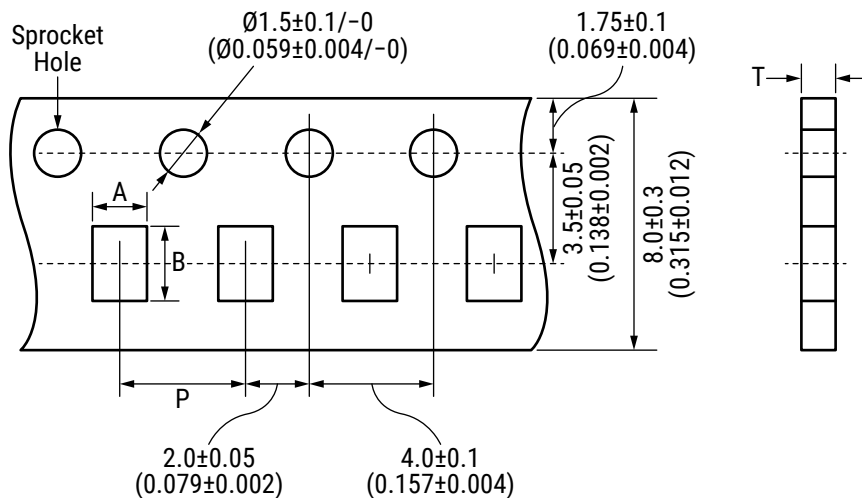


Frequency Characteristics cont.



Taping Specifications - Millimeters (Inches)

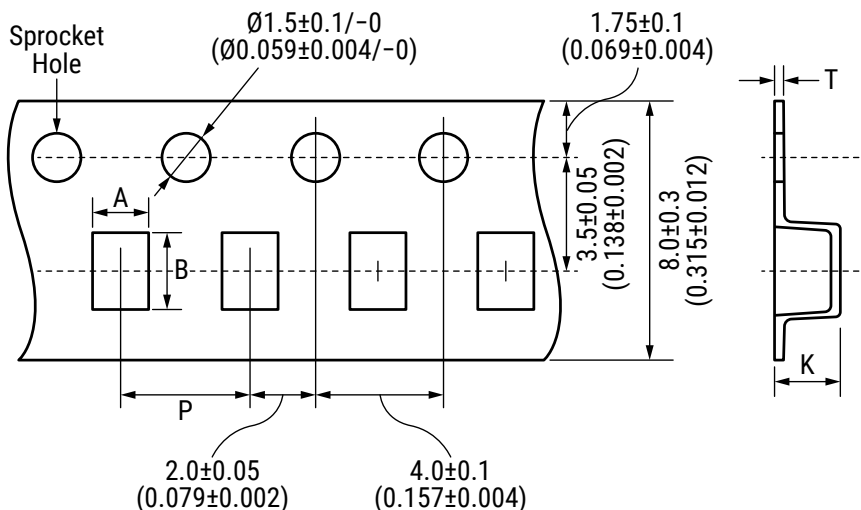
0603, 0805 Paper Tape 8mm Width



EIA Case Size	Metric Case Size	Height	Reel Quantity		Cavity		Pitch	Thickness
					A	B	P	T
0603	1608	0.8	4,000	Nominal	1.0	1.8	4.0	1.1
				Tolerance	±0.2	±0.2	±0.2	Maximum
0805	2012	0.85	4,000	Nominal	1.5	2.3	4.0	1.1
				Tolerance	±0.2	±0.2	±0.2	Maximum

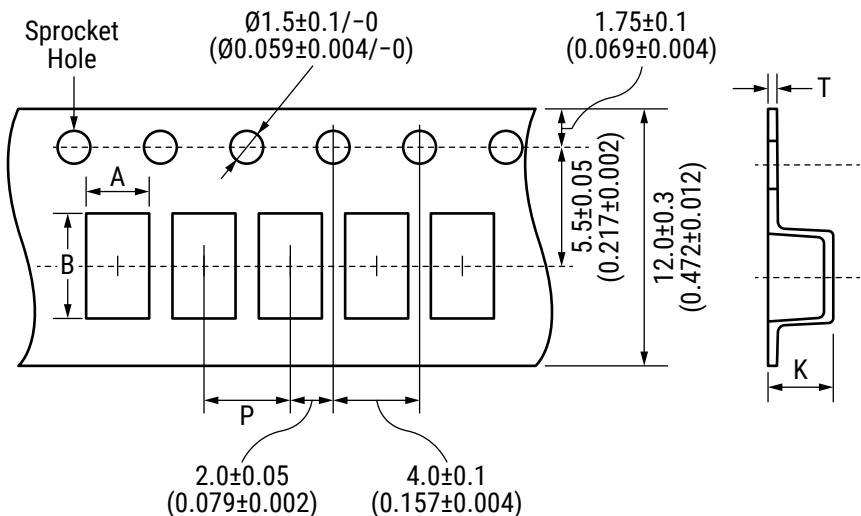
Taping Specifications - Millimeters (Inches) cont.

1206 Embossed (Plastic) Tape 8mm Width



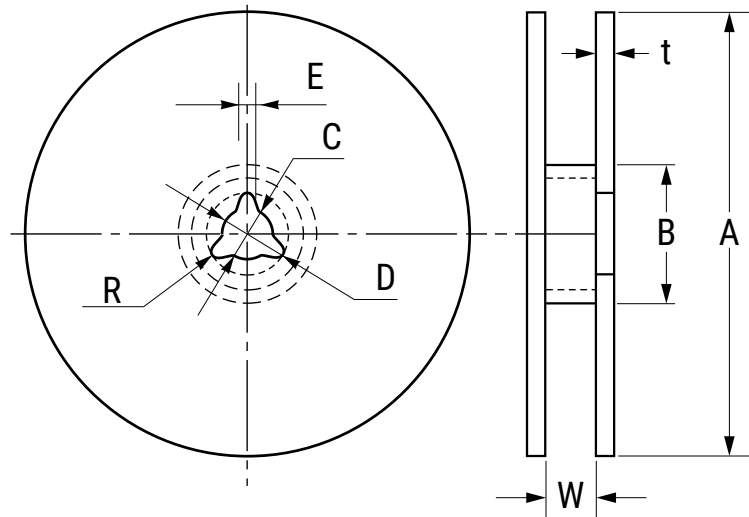
EIA Case Size	Metric Case Size	Height	Reel Quantity		Cavity		Pitch	Thickness	
					A	B	P	T	K
1206	3216	1.1	2,000	Nominal	1.9	3.5	4.0	0.3	1.5
				Tolerance	± 0.2	± 0.2	± 0.2	Maximum	Maximum

1806 Embossed (Plastic) Tape 12 mm Width



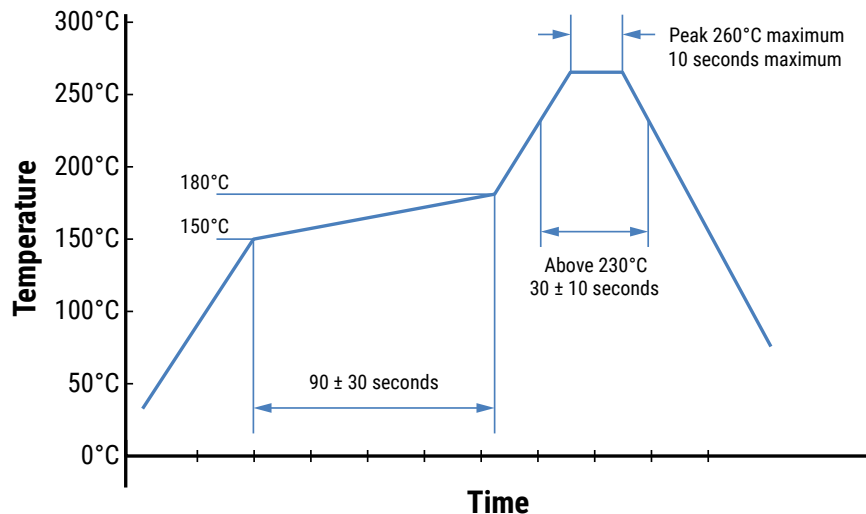
EIA Case Size	Metric Case Size	Height	Reel Quantity		Cavity		Pitch	Thickness	
					A	B	P	T	K
1806	4516	1.1	2,000	Nominal	1.9	4.9	4.0	0.3	1.5
				Tolerance	± 0.2	± 0.2	± 0.2	Maximum	Maximum

Reel Specifications - Millimeters



EIA Case Size		Dimensions - Millimeters							
		A	B	C	D	E	R	t	W
0603 0805 1206	Nominal	∅180.0	∅60.0	∅13.0	∅21.0	2.0	1.0	2.5	10.0
	Tolerance	+0, -3	+1, -0	±0.5	±0.8	±0.5		Maximum	±1.5
1806	Nominal	∅180.0	∅60.0	∅13.0	∅21.0	2.0	1.0	2.5	14.0
	Tolerance	+0, -3	+1, -0	±0.5	±0.8	±0.5		Maximum	±1.5

Recommended Reflow Soldering Profile



Handling Precautions

Ferrite chip beads should be stored in normal working environments. While these beads themselves are quite robust in other environments, exposure to high temperatures, high humidity, corrosive atmospheres, and long-term storage degrades solderability.

KEMET recommends that maximum storage temperature not exceed 40°C and maximum storage humidity not exceed 70% relative humidity. Atmospheres should be free of chlorine-bearing and sulfur-bearing compounds. Temperature fluctuations should be minimized to avoid condensation on the parts.

For optimized solderability, ferrite chip beads stock should be used promptly, preferably within six months of receipt.

KEMET Electronics Corporation Sales Offices

For a complete list of our global sales offices, please visit www.kemet.com/sales.

Disclaimer

YAGEO Corporation and its affiliates do not recommend the use of commercial or automotive grade products for high reliability applications or manned space flight.

All product specifications, statements, information and data (collectively, the "Information") in this datasheet are subject to change. The customer is responsible for checking and verifying the extent to which the Information contained in this publication is applicable to an order at the time the order is placed. All Information given herein is believed to be accurate and reliable, but it is presented without guarantee, warranty, or responsibility of any kind, expressed or implied.

Statements of suitability for certain applications are based on KEMET Electronics Corporation's ("KEMET") knowledge of typical operating conditions for such applications, but are not intended to constitute – and KEMET specifically disclaims – any warranty concerning suitability for a specific customer application or use. The Information is intended for use only by customers who have the requisite experience and capability to determine the correct products for their application. Any technical advice inferred from this Information or otherwise provided by KEMET with reference to the use of KEMET's products is given gratis, and KEMET assumes no obligation or liability for the advice given or results obtained.

Although KEMET designs and manufactures its products to the most stringent quality and safety standards, given the current state of the art, isolated component failures may still occur. Accordingly, customer applications which require a high degree of reliability or safety should employ suitable designs or other safeguards (such as installation of protective circuitry or redundancies) in order to ensure that the failure of an electrical component does not result in a risk of personal injury or property damage.

Although all product-related warnings, cautions and notes must be observed, the customer should not assume that all safety measures are indicated or that other measures may not be required.

When providing KEMET products and technologies contained herein to other countries, the customer must abide by the procedures and provisions stipulated in all applicable export laws and regulations, including without limitation the International Traffic in Arms Regulations (ITAR), the US Export Administration Regulations (EAR) and the Japan Foreign Exchange and Foreign Trade Act.

KEMET is a registered trademark of KEMET Electronics Corporation.