

5-146486-3 ✓ ACTIVE

AMPMODU | [AMPMODU Headers](#)

TE Internal #: 5-146486-3

PCB Mount Header, Vertical, Board-to-Board, 6 Position, 2.54 mm [.1 in] Centerline, Unshrouded, Tin, Through Hole - Solder, Signal, AMPMODU Headers

[View on TE.com >](#)



Connectors > PCB Connectors > PCB Headers & Receptacles



PCB Connector Assembly Type: **PCB Mount Header**

PCB Mount Orientation: **Vertical**

Connector System: **Board-to-Board**

Number of Positions: **6**

Number of Rows: **2**

Features

Product Type Features

PCB Connector Assembly Type	PCB Mount Header
Connector System	Board-to-Board
Header Type	Unshrouded
Sealable	No
Connector & Contact Terminates To	Printed Circuit Board

Configuration Features

Stackable	Yes
PCB Mount Orientation	Vertical
Number of Positions	6
Number of Rows	2
Board-to-Board Configuration	Parallel

Electrical Characteristics

Insulation Resistance	5000 MΩ
-----------------------	---------

Body Features

Primary Product Color	Black
-----------------------	-------

Contact Features

Contact Mating Area Length	2.79 mm[.109 in]
Mating Square Post Dimension	.64 mm[.025 in]



	100 – 200 µin
Contact Shape & Form	Square
PCB Contact Termination Area Plating Material	Tin
Contact Base Material	Copper Alloy
Contact Mating Area Plating Material	Tin
Contact Mating Area Plating Material Thickness	2.54 – 5.08 µm[100 – 200 µin]
Contact Type	Pin
Contact Current Rating (Max)	3 A

Termination Features

Square Termination Post & Tail Dimension	.64 mm[.025 in]
Termination Post & Tail Length	3.12 mm[.123 in]
Termination Method to PCB	Through Hole - Solder

Mechanical Attachment

Mating Alignment	Without
PCB Mount Retention	Without
PCB Mount Alignment	Without
Connector Mounting Type	Board Mount

Housing Features

Centerline (Pitch)	2.54 mm[.1 in]
Housing Material	Thermoplastic

Dimensions

Row-to-Row Spacing	2.54 mm[.1 in]
Stack Height	7.62 mm[.3 in]
PCB Thickness (Recommended)	1.4 mm[.055 in]

Usage Conditions

Operating Temperature Range	-65 – 125 °C[-85 – 257 °F]
-----------------------------	----------------------------

Operation/Application

Assembly Process Feature	None
Circuit Application	Signal

Industry Standards

Compatible With Approved Standards Products	CSA LE7189, UL E28476
UL Flammability Rating	UL 94V-0



Packaging Features

Packaging Method	Package
------------------	---------

Product Compliance




[For compliance documentation, visit the product page on TE.com>](#)

EU RoHS Directive 2011/65/EU	Compliant
EU ELV Directive 2000/53/EC	Compliant
China RoHS 2 Directive MIIT Order No 32, 2016	No Restricted Materials Above Threshold
EU REACH Regulation (EC) No. 1907/2006	Current ECHA Candidate List: JUNE 2024 (241) Candidate List Declared Against: JUNE 2024 (241) Does not contain REACH SVHC
Halogen Content	Low Bromine/Chlorine - Br and Cl < 900 ppm per homogenous material. Also BFR /CFR/PVC Free
Solder Process Capability	Wave solder capable to 265°C

Product Compliance Disclaimer

This information is provided based on reasonable inquiry of our suppliers and represents our current actual knowledge based on the information they provided. This information is subject to change. The part numbers that TE has identified as EU RoHS compliant have a maximum concentration of 0.1% by weight in homogenous materials for lead, hexavalent chromium, mercury, PBB, PBDE, DBP, BBP, DEHP, DIBP, and 0.01% for cadmium, or qualify for an exemption to these limits as defined in the Annexes of Directive 2011/65/EU (RoHS2). Finished electrical and electronic equipment products will be CE marked as required by Directive 2011/65/EU. Components may not be CE marked. Additionally, the part numbers that TE has identified as EU ELV compliant have a maximum concentration of 0.1% by weight in homogenous materials for lead, hexavalent chromium, and mercury, and 0.01% for cadmium, or qualify for an exemption to these limits as defined in the Annexes of Directive 2000/53/EC (ELV). Regarding the REACH Regulation, the information TE provides on SVHC in articles for this part number is based on the latest European Chemicals Agency (ECHA) 'Guidance on requirements for substances in articles' posted at this URL: <https://echa.europa.eu/guidance-documents/guidance-on-reach>

Compatible Parts

 <p>TE Part # 5-146483-3 06 MODII HDR DRST UNSHRD STKG</p>	 <p>TE Part # 146483-3 06 MODII HDR DRST UNSHRD STKG</p>	 <p>TE Part # 5-146490-3 06 MODII HDR DRST UNSHRD STKG</p>
---	---	---


Also in the Series | AMPMODU Headers




Connector Contacts(60)



Connector Hardware(1)



PCB Headers & Receptacles(1629)



Wire-to-Board Connector Assemblies & Housings(5)

Customers Also Bought



TE Part #5645980-1
MSS LOOSE PIECE 5.5 TIN TIN




TE Part #5-146254-3
06 MODII HDR DRST B/A .100CL




TE Part #5-146254-5
10 MODII HDR DRST B/A .100CL



TE Part #828296-3
3P MOD 2 STIFT LEI



TE Part #66358-4
III+ SKT,18-14,30AU/FL,STRIP



TE Part #5-146254-2
04 MODII HDR DRST B/A .100CL



TE Part #AS010-02SN
RECEPT.2 HOLE MNT.TYPE 0



TE Part #AS016-08SN
RECEPT.2 HOLE MNT. TYPE 0.



TE Part #5-1393788-7
V23079D1003B301

Documents

Product Drawings

06 MODII HDR DRST UNSHRD STKG

English

Datasheets & Catalog Pages

AMPMODU Interconnection System

AMPMODU Interconnection System

English

5-146486-3

PCB Mount Header, Vertical, Board-to-Board, 6 Position, 2.54 mm [.1 in] Centerline,
Unshrouded, Tin, Through Hole - Solder, Signal, AMPMODU Headers

