

87456-4 ✓ ACTIVE

AMPMODU | AMPMODU IV/V

TE Internal #: 87456-4


Housing, Receptacle, Wire-to-Board, 8 Position, 2.54 mm [.1 in]

Centerline, Crimp, 2 Row, Black, Wire & Cable, Signal, AMPMODU IV/V

[View on TE.com >](#)



Connectors > PCB Connectors > Wire-to-Board Connectors > Wire-to-Board Connector Assemblies & Housings



Connector Product Type: **Housing**

Connector & Housing Type: **Receptacle**

Connector System: **Wire-to-Board**

Number of Positions: **8**

Centerline (Pitch): **2.54 mm [.1 in]**

## Features

### Product Type Features

Connector Product Type	Housing
Connector & Housing Type	Receptacle
Connector System	Wire-to-Board
Connector & Contact Terminates To	Wire & Cable

### Configuration Features

Number of Positions	8
Number of Rows	2

### Electrical Characteristics

Termination Resistance	12 mΩ
Insulation Resistance	5000 MΩ
Dielectric Withstanding Voltage (Max)	750 V
Operating Voltage	250 VAC

### Body Features

Primary Product Color	Black
-----------------------	-------



### Contact Features

Contact Type	Socket
Contact Base Material	Beryllium Copper
Contact Current Rating (Max)	3 A

### Termination Features

Termination Method to Wire & Cable	Crimp
------------------------------------	-------

### Mechanical Attachment

Strain Relief	Without
Mating Retention	Without

### Housing Features

Housing Entry Configuration	Both Ends Closed
Housing Material	Nylon - GF
Centerline (Pitch)	2.54 mm [.1 in]

### Dimensions

Connector Length	10.29 mm [.41 in]
Connector Height	6.1 mm [.24 in]
Row-to-Row Spacing	2.54 mm [.1 in]

### Usage Conditions

Operating Temperature Range	-65 – 105 °C [-85 – 221 °F]
-----------------------------	-----------------------------

### Operation/Application

Circuit Application	Signal
---------------------	--------

### Industry Standards

Glow Wire Rating	Standard Part - Not Glow Wire
Compatible With Approved Standards Products	CSA LR7189, UL E28476
UL Flammability Rating	UL 94V-0

### Packaging Features

Packaging Quantity	1
Packaging Method	Package

### Product Compliance

[For compliance documentation, visit the product page on TE.com>](#)




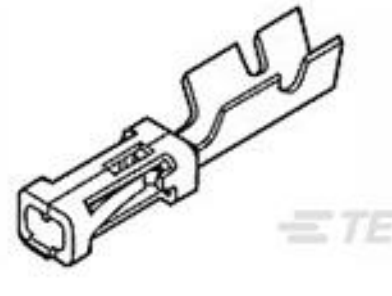








EU RoHS Directive 2011/65/EU	Compliant
EU ELV Directive 2000/53/EC	Compliant
China RoHS 2 Directive MIIT Order No 32, 2016	No Restricted Materials Above Threshold
EU REACH Regulation (EC) No. 1907/2006	Current ECHA Candidate List: JUNE 2024 (241) Candidate List Declared Against: JUNE 2024 (241) Does not contain REACH SVHC
Halogen Content	BFR/CFR/PVC Free, but Br/Cl >900 ppm in other sources.
Solder Process Capability	Not applicable for solder process capability

Product Compliance Disclaimer









This information is provided based on reasonable inquiry of our suppliers and represents our current actual knowledge based on the information they provided. This information is subject to change. The part numbers that TE has identified as EU RoHS compliant have a maximum concentration of 0.1% by weight in homogenous materials for lead, hexavalent chromium, mercury, PBB, PBDE, DBP, BBP, DEHP, DIBP, and 0.01% for cadmium, or qualify for an exemption to these limits as defined in the Annexes of Directive 2011/65/EU (RoHS2). Finished electrical and electronic equipment products will be CE marked as required by Directive 2011/65/EU. Components may not be CE marked. Additionally, the part numbers that TE has identified as EU ELV compliant have a maximum concentration of 0.1% by weight in homogenous materials for lead, hexavalent chromium, and mercury, and 0.01% for cadmium, or qualify for an exemption to these limits as defined in the Annexes of Directive 2000/53/EC (ELV). Regarding the REACH Regulation, the information TE provides on SVHC in articles for this part number is based on the latest European Chemicals Agency (ECHA) 'Guidance on requirements for substances in articles' posted at this URL: <https://echa.europa.eu/guidance-documents/guidance-on-reach>

## Compatible Parts

 <p>TE Part # 87227-4 08 MODII HDR DRST UNSHRD .100</p>	 <p>TE Part # 87215-1 08 MODII HDR DRST UNSHRD .100</p>	 <p>TE Part # 87666-2 MOD IV RECP PLTD 30 SEL</p>	 <p>TE Part # 6-87756-7 MOD IV REC STP INT'L SPEC REEL</p>
 <p>TE Part # 87756-6 MOD IV RECP PLTD SN</p>	 <p>TE Part # 2-87195-4 MOD IV RECP PLTE 15 DPLX</p>	 <p>TE Part # 87809-1 MOD V RECP PLTD 30 AU</p>	 <p>TE Part # 6-87756-2 MOD IV RECP PLTD 15 DPLX LF</p>

 <p>TE Part # 87309-9 MOD V RECP PLTD 30 AU</p>	 <p>TE Part # 102917-5 MOD IV RECP PLTD 15 SEL</p>	 <p>TE Part # 87523-5 MOD IV RECP PLTD SN</p>	 <p>TE Part # 102548-5 MOD IV RECP PLTD 30 SEL</p>
 <p>TE Part # 87309-8 MOD V RECP PLTD SN</p>	 <p>TE Part # 2-87523-3 MOD IV RECP PLTD 15 DPLX</p>	 <p>TE Part # 5-103171-4 MOD IV RECP PLTD 30 DPLX LF</p>	 <p>TE Part # 85969-8 MOD IV RECP PLTD 30 SEL</p>
 <p>TE Part # 87666-3 MOD IV RECP PLTD SN</p>	 <p>TE Part # 87230-4 08 MODII HDR DRRA UNSHRD .100</p>	 <p>TE Part # 1-86479-6 08 MODII HDR DRRA UNSHRD .100</p>	 <p>TE Part # 5-102920-1 MOD IV RECP PLTD 30 DPLX LF</p>

Also in the Series | AMPMODU IV/V

 <p>Backplane Connector Housings(1)</p>	 <p>Connector Caps &amp; Covers(15)</p>	 <p>Connector Contacts(321)</p>	 <p>Connector Hardware(13)</p>
 <p>Insertion &amp; Extraction Tools(4)</p>	 <p>PCB Headers &amp; Receptacles(931)</p>	 <p>Rectangular Connector Housings(5)</p>	 <p>Standard Rectangular Connectors(7)</p>




Wire-to-Board Connector Assemblies  
& Housings(436)

## Customers Also Bought



TE Part #1-338169-2  
15P HDP20 PLUG ASSY



TE Part #87456-6  
10 MODIV HSG DR MRKD .100CL



TE Part #1676250-3  
RN 0805 20K 0.1% 10PPM 5KRL



TE Part #2-2213772-7  
AV22 SPL 3A MOVE RING LED RED  
24V



TE Part #1676337-2  
RN 0805 41K2 0.1% 10PPM 1KRL



TE Part #1-2071556-2  
OJS-SH-105HEF,00000



TE Part #1721260-5  
OJ-SS-112LMH2

## Documents

### CAD Files

#### 3D PDF

English

#### Customer View Model

[ENG\\_CVM\\_87456-4\\_P.2d\\_dxf.zip](#)

English

#### Customer View Model

[ENG\\_CVM\\_87456-4\\_P.3d\\_igs.zip](#)

English

#### Customer View Model

[ENG\\_CVM\\_87456-4\\_P.3d\\_stp.zip](#)

English

#### 3D PDF

3D

#### Customer View Model

[ENG\\_CVM\\_CVM\\_87456-4\\_AN.2d\\_dxf.zip](#)



English

**Customer View Model**

[ENG\\_CVM\\_CVM\\_87456-4\\_AN.3d\\_igs.zip](#)

English

**Customer View Model**

[ENG\\_CVM\\_CVM\\_87456-4\\_AN.3d\\_stp.zip](#)

English

By downloading the CAD file I accept and agree to the [Terms and Conditions](#) of use.

---

**Datasheets & Catalog Pages**

[AMPMODU\\_INTERCONNECTION\\_SYSTEM\\_SECTION5\\_CONT](#)

English

---

**Product Specifications**

[Application Specification](#)

English

---

**Agency Approvals**

[UL](#)

English